



151 Ludlow Avenue

Northvale, NJ 07647

Phone . 201-768-9050

Fax . 201-768-9520



JAMIS BICYCLES
2005





TABLE OF CONTENTS

| | |
|-------------------------|-----|
| 2005 Passion to Perform | 3-4 |
|-------------------------|-----|

| | |
|--------------------|-------|
| Jamis Dakar Series | 5-14 |
| Dakar XLT 3.0 | 7-8 |
| Dakar XLT 2.0 | 9 |
| Dakar XLT 1.0 | 10 |
| Dakar XLT | 10 |
| Dakar XC Pro | 11-12 |
| Dakar XC Expert | 13 |
| Dakar XC Comp | 13 |
| Dakar Sport | 14 |
| Dakar | 14 |

| | |
|-------------------|-------|
| Jamis Hardtails | 15-24 |
| Dragon | 17 |
| Dakota XC | 18 |
| Dakota AL | 18 |
| Exile | 19 |
| Durango SX | 20 |
| Durango Sport SX | 20 |
| Cross Country 2.0 | 21 |
| Cross Country 1.0 | 21 |
| Ranger SX | 22 |
| Ranger XR | 22 |
| Komodo 2.0 | 23 |
| Komodo 1.0 | 24 |

| | |
|---------------|-------|
| Jamis Road | 25-36 |
| Xenith Team | 27-28 |
| Xenith Pro | 29 |
| Comet | 29 |
| Ventura Comp | 30 |
| Ventura Sport | 30 |
| Eclipse | 31-32 |
| Quest | 33 |
| Satellite | 33 |
| Nova | 34 |
| Aurora | 34 |
| Trilogy | 35-36 |

| | |
|--------------------------|-------|
| Jamis Street Performance | 37-40 |
| Coda Elite | 39 |
| Coda Comp | 40 |
| Coda Sport | 40 |

| | |
|----------------------|-----------|
| Jamis Street Comfort | 37, 41-42 |
| Tangier | 41 |
| Aragon | 41 |
| Citizen | 42 |
| Commuter | 42 |

| | |
|---------------------|-----------|
| Jamis Sport Comfort | 37, 43-44 |
| Explorer 4.0 | 43 |
| Explorer 3.0 | 43 |
| Explorer 2.0 | 44 |
| Explorer 1.0 | 44 |

| | |
|----------------------|-------|
| Jamis Cruisers | 45-52 |
| Earth Cruiser 4 | 47 |
| Earth Cruiser 1 | 48 |
| Earth Cruiser 2 | 49 |
| Boss Cruiser 7 | 50 |
| Boss Cruiser Coaster | 51 |
| Taxi | 52 |

| | |
|----------------------|-------|
| Jamis Youth | 53-62 |
| Lurch 2.0 | 55 |
| Lurch 1.0 | 56 |
| 24" Boys & Girls ATB | 57 |
| 20" Boys & Girls ATB | 58 |
| 20" Boys & Girls BMX | 59 |
| 16" Boys & Girls BMX | 60 |
| 12" Boys & Girls BMX | 61 |

| | |
|---------------------------|-------|
| Geometry & Specifications | 63-74 |
| Geometry Charts | 63-65 |
| Specifications | 66-74 |

PASSION TO PERFORM



We just finished our 25th year as a bike manufacturer. That's a quarter century of designing bicycles and bringing those designs to fruition. Most people look at that as an accomplishment. We don't. To us, it's an opportunity. It's a launch pad.

We've never stood for status quo. In fact, our company was created because founder Ron Jamis discovered nobody offered the bikes and parts he wanted—a situation he couldn't let stand. From the beginning, we designed and built bikes that we wanted to ride. We created our retro-styled Earth Cruisers in the '70s, before retro was cool. We built our first mountain bikes because they looked like fun, and we did it in '83, before they became a craze.

We spent twenty-five years not settling for good enough. We never compromised. We started with good bikes and made them great, by turning them into bikes we love.

We're passionate cyclists, and we think that's an advantage. Every Jamis is designed to be ridden, to maximize your fun whether you want to be a faster, better cyclist, or simply able to explore places you've never been before. We build 'em the way we like 'em.

Time flies when you're having fun, and the past twenty-five years thundered by like Jamis pro Katrina Miller on a downhill run—with a whoosh, a flash of color, and an ear-to-ear grin.

Twenty-five years of momentum—including five Mountain Biking Bike of the Year awards, three Bicycling Editor's Choice nominations, three UCI World Cup and four NORBA titles—gives us the know-how to make the '05 Jamis bikes the strongest, most complete line-up to date. Take a look. You'll find a Jamis that's just right for you, no matter how or where you ride.

It's a beautiful world. Ride it.





DAKAR SERIES



This marks the 20th anniversary of the first Jamis Dakars. They were state of the art for the day: fillet-brazed Tange triple-buttressed steel, hand painted beauties that were ready to race, right out of the crate.

A lot's happened since then, and while today's Dakar full-suspension bikes barely resemble those old hardtails, they do share the same no-gimmicks, no-gadgets, zero-compromise design philosophy and performance mission.

The Dakar's chassis is one of the most evolved, well-engineered full-suspension designs around. Close-tolerance construction and smooth cartridge bearings give plenty of lateral

stiffness for steering precision, and the strong front triangle means you get excellent power delivery. Smartly located suspension pivots, paired with the best shocks in the business, give Dakars that planted-to-the-trail feel that translates to better tracking, more climbing traction and the ability to absorb anything the trail throws your way.

Choose from our Dakar XLT bikes if you want the go-anywhere capability of an all-mountain bike. The pumped-up version of our award-winning 4-bar linkage suspension provides 125mm—5 inches—of rear wheel travel for true ride-over-anything performance.

For cross-country speed choose a Dakar XC, which strikes that perfect balance between light weight, pedaling efficiency and smooth suspension action. They're about 3-6 pounds lighter than their heavy duty XLT siblings, with 1.5-inches less travel for XC racing performance. With their superior traction, better handling and ability to spare you big trail jolts, full-suspension bikes are the fast way around a racecourse, and you can see for yourself on a Dakar XC.

If you want straight performance, but don't ride with a number plate or bomb downhills, the Dakar and Dakar Sport give you a taste of high-performance full-suspension, but in a general trail-

riding package that blends XC pedaling efficiency with terrain-smoothing suspension action.

Full-suspension bikes give you the very real benefits of better traction and control, in every riding situation. Whether you're hammering a climb, streaking a downhill or running amok over trail obstacles, you can trust a Jamis full-suspender to help you maximize your performance. With over 25 years of building know-how and riding experience to lean on, we're more than your bike company—we're your riding partner, the one who'll take you to the next level.

DAKAR XLT 3.0

If you want a 5-inch-travel full-suspender you can ride anywhere, the Dakar XLT 3.0 is like an all-access backstage pass. Our Dakar 4-bar linkage full-suspension platform has won raves since it debuted in 1995, and it's only gotten better. This year, our top-of-the-heap XLT 3.0 gets the state-of-the-art Fox TALAS RLC fork and matching TALAS RLC shock for smooth, progressive travel (90-130mm up front, 90-125mm in back). As always, we use sealed-bearing pivots throughout (the bellcrank pivot bearings are beefed up for this year), and the strong, triple-buttet Kinesisium-aluminum frame means it's built for the long haul. The XLT 3.0 comes ready to rock with Crank Brothers Candy C pedals, Hutchinson Spider tubeless tires and Mavic's CrossMax XL disc wheels. Aim it uphill, point it downhill, and just go like mad. This isn't a bike that pushes the limits-it shatters them. This XLT 3.0 is the next level.

| | |
|------------|--|
| Frame | Dakar 4-bar linkage design, Kinesisium main frame, Fox Talas RLC shock, 90–125mm travel. |
| Fork | Fox TALAS RLC with 90-130mm adjustable travel. |
| Wheels | Mavic CrossMax XL Disc wheelset |
| Tires | Hutchinson Spider, UST tubeless, 2.30". |
| Drivetrain | Shimano XTR rear derailleurs, Deore XT Rapidfire-SL shifters, Deore XT crankset. |
| Brakeset | Avid Juicy Seven hydraulic disc brakes. |
| Cockpit | TruVativ Team riser bar, Team stem, and Team seatpost, Fizik Plateau saddle |
| Sizes | 13", 15", 17", 19", 21" |
| Color | Ano Slate |
| Weight | 28.75 lbs. |



DAKAR XLT 2.0

Twentysix magazine highlighted the '04 Dakar XLT 2.0 in its All-Mountain Bike of the Year contest, noting that it "...climbs very well for a five inch travel bike and can rail the downhill." We upped the ante this year, with Manitou's top-of-the-line Minute 3:00 SPV fork with handlebar-mounted Infinite Travel adjustment, TruVativ Stylo crank and Crank Brothers Candy C pedals. In addition, the Manitou Swinger Air SPV 4-Way shock and Avid Juicy Seven disc brakes give the XLT 2.0 unbeatable performance for the money.

| | |
|------------|--|
| Frame | Dakar 4-bar linkage design, Kinesium main frame, Manitou Swinger Air SPV 4-Way, 125mm travel |
| Fork | Manitou Minute 3:00 with 100-130mm remote Infinite Travel adjustor. |
| Wheels | Mavic X317 disc rims, Shimano Deore XT disc hubs, WTB spokes. |
| Tires | Hutchinson Spider, folding, 2.30". |
| Drivetrain | Shimano Deore XT derailleurs, XT Rapidfire-SL shifters, TruVativ Stylo crankset. |
| Brakeset | Avid Juicy Seven hydraulic disc brakes. |
| Cockpit | TruVativ XR riser bar, XR stem, & XR seatpost, Fizik Plateau saddle. |



| | |
|--------|-------------------------|
| Sizes | 13", 15", 17", 19", 21" |
| Color | Ano Red |
| Weight | 29.75 lbs. |



DAKAR XLT 1.0

Bicycling magazine labeled it "Latest tech, great price." You get the same killer frame as the XLT 3.0 and 2.0, with a 125mm-travel Manitou SPV 3-Way rear shock and Manitou Minute 1:00 fork featuring SPV technology, so the suspension is activated by bumps, not pedaling. Hayes hydraulic discs, a TruVativ Hussefelt splined crank and Shimano Deore shifters with a Deore XT rear derailleur ensure trouble-free performance and rugged dependability over the long haul.

| | |
|------------|---|
| Frame | Dakar 4-bar linkage design, Kinesium main frame, Manitou Swinger Air SPV 3-Way,125mm travel |
| Fork | Manitou Minute 1:00 with 100-130mm RTWD adjustable travel. |
| Wheels | Mavic XM117 disc rims, Shimano Deore disc hubs, WTB spokes. |
| Tires | Hutchinson Spider, 2.3". |
| Drivetrain | Shimano Deore XT rear derailleur, Deore Rapidfire-SL shifters, TruVativ Hussefelt crankset. |
| Brakeset | Hayes HFX-9 XC hydraulic disc brakes. |
| Cockpit | TruVativ XR Riser Bar, Wavo stem, & XR seatpost, WTB Laser V Comp saddle. |



| | |
|--------|-------------------------|
| Sizes | 13", 15", 17", 19", 21" |
| Color | Ano Silver |
| Weight | 31.75 lbs. |

DAKAR XLT

Yes, you can really have legit extra-long-travel performance without breaking the bank. The Dakar XLT's frameset features the same design as the award-winning '04 XLT's, with Fox Float R shock and Vanilla R fork for bump-eating performance, and Hayes hydraulic discs for stop-right-now reliability. SRAM trigger shifters and Shimano 505 pedals make this machine trail-ready, right out of the shop.

| | |
|------------|--|
| Frame | Dakar 4-bar linkage design, 7005 aluminum, Fox Float R shock, 125mm travel. |
| Fork | Fox Vanilla R, 130mm travel. |
| Wheels | WTB Speed Disc rims, Shimano M475 disc hubs, WTB spokes. |
| Tires | Hutchinson Spider, 2.3". |
| Drivetrain | SRAM X-7 derailleurs, X-7 Impulse trigger shifters, TruVativ Hussefelt crankset. |
| Brakeset | Hayes HFX-9XC hydraulic disc brakes. |
| Cockpit | TruVativ riser bar, XR stem, and XR seatpost, WTB Laser V Comp saddle. |



| | |
|--------|-------------------------|
| Sizes | 13", 15", 17", 19", 21" |
| Color | Ano Black |
| Weight | 32.25 lbs. |

DAKAR XC PRO

We've honed the razor's edge of our flagship XC racer, with a new carbon-fiber bellcrank and seatstays for lightweight performance and stick-to-the-ground suspension action. You get a structurally stiffer rear end, for more precise tracking, but the lightweight carbon stays reduce unsprung weight for rapid bump response. A Fox Float RP3 AVA shock and Fox FX fork with Terra Logic inertia valve give it hardtail pedaling efficiency with smooth, progressive action when the trail gets rocky. With Shimano XTR's legendary reliability, the trick clip-in action of Crank Brothers Candy C pedals and Mavic XC-717 rims spinning on XTR hubs and rotors, the XC Pro definitely earns its "pro" moniker. This is race-ready performance, straight from the crate.

| | |
|------------|---|
| Frame | Dakar 4-bar linkage design, Kinesium main frame, Fox FLOAT RP3 AVA shock 90mm travel. |
| Fork | Fox FX Terra Logic, 100mm travel. |
| Wheels | Mavic XC-717 disc rims, Shimano XTR disc brake hubs, WTB spokes. |
| Tires | Hutchinson Bulldog TRC, folding, 2.1". |
| Drivetrain | Shimano XTR derailleurs, XTR Dual Control shifters, XTR crankset. |
| Brakeset | Shimano XTR disc brakes. |
| Cockpit | TruVativ Team riser bar, Team stem, and Team seatpost, Fizik Gobi saddle. |
| Sizes | 13", 15", 17", 19", 21" |
| Color | Super Blue |
| Weight | 26.25 lbs. |



DAKAR XC EXPERT

It might be called Expert, but most NORBA pros wish they had it this good. We've fortified last year's awesome frame with a carbon bellcrank and seatstays, paring weight while improving cornering precision and response. Deore XT derailleurs and LX hydraulic discs and shifters give you quick-shifting gearing for uphill charges, with control on the descents. Just zip-tie a number plate to it, and get on the start line.

| | |
|------------|---|
| Frame | Dakar 4-bar linkage design, Kinesium main frame, Fox FLOAT R AVA shock, 90mm travel. |
| Fork | Fox FRL, 100mm travel. |
| Wheels | Mavic XM317 disc rims, Shimano Deore XT centerlock disc hubs, WTB spokes. |
| Tires | Hutchinson Bulldog Airlight, folding, 2.1". |
| Drivetrain | Shimano Deore XT derailleurs, LX Dual Control shifters, TruVativ Stylo Team crankset. |
| Brakeset | Shimano Deore LX hydraulic disc brakes. |
| Cockpit | TruVativ XR Riser Bar, XR stem, and XR seatpost, Fizik Gobi saddle. |



| | |
|--------|-------------------------|
| Sizes | 13", 15", 17", 19", 21" |
| Color | Super Red |
| Weight | 27.25 lbs. |

DAKAR XC COMP

VeloNews said it best when they highlighted the XC Comp as one of the best affordable racers, saying, "Jamis's Dakar Comp is easily one of the best mountain-bike values in 2004." For '05, the Comp only gets better. We split the difference between all-out performance and reasonable price by mating our top-end Dakar XC Pro Kinesium main frame with Avids' new Juicy 5 hydraulic discs and SRAM's widely acclaimed trigger shifting X-9 drivetrain. The XC Comp is race-ready today, and the perfect platform for future upgrades.

| | |
|------------|---|
| Frame | Dakar 4-bar linkage design, Kinesium main frame, Fox FLOAT R, 90mm travel. |
| Fork | Manitou Black Super, 90-120mm RTWD adjustable travel. |
| Wheels | Mavic XM117 rims, Shimano Deore hubs, WTB spokes. |
| Tires | Hutchinson Bulldog Airlight, 2.10". |
| Drivetrain | SRAM X-9 rear derailleur, X-9 Impulse trigger shifters, TruVativ Fire X-SL crankset. |
| Brakeset | Avid Juicy 5 hydraulic disc brakes. |
| Cockpit | TruVativ XR riser bar, XR stem, and XR double clamp seatpost, WTB Pure V Race saddle. |



| | |
|--------|-------------------------|
| Sizes | 13", 15", 17", 19", 21" |
| Color | Ano Black |
| Weight | 28.75 lbs. |

DAKAR SPORT

Mountain Bike Action said the Dakar Sport "handles like a champion and pedals as if it had a secret power source." And that was last year's bike, before we upgraded to an air-sprung Fox Float shock and Manitou's Splice Super fork with 100-130mm of adjustable travel, with a set of Avid's stunningly powerful BB5 disc brakes. It's a fire sale price for a proven, trail-ready machine.

| | |
|------------|---|
| Frame | Dakar 4-bar linkage design, 7005 aluminum, Fox FLOAT shock, 90mm travel. |
| Fork | Manitou Splice Super, 100 - 130mm RTWD adjustable travel. |
| Wheels | WTB Speed Disc rims, Formula Hi-Lo disc hubs, stainless steel spokes. |
| Tires | Hutchinson Scorpion, 2.00". |
| Drivetrain | Shimano Deore derailleurs, Deore Rapidfire-SL shifters, TruVativ Firex crankset. |
| Brakeset | Avid BB5 cable actuated disc brakes & Avid FR-5 levers. |
| Cockpit | Alloy riser bar, alloy threadless stem, alloy micro-adjust seatpost, WTB Laser V Comp saddle. |



| | |
|--------|-------------------------|
| Sizes | 13", 15", 17", 19", 21" |
| Color | Ano Red |
| Weight | 31.75 lbs. |

DAKAR

We've earned a reputation for providing no-compromise, no-nonsense performance, and nothing epitomizes this more than our Dakar. An honest 4-bar linkage suspension and gusseted frame provide lasting, real-world performance. Disc mounts and disc-ready hubs make the Dakar as upgrade-friendly as it is budget-friendly, so it'll get you out on the trail right now, but grow with you as you extend your limits.

| | |
|------------|---|
| Frame | Dakar 4-bar linkage design, 7005 aluminum, Fox Vanilla shock, 90mm travel. |
| Fork | Manitou Splice Comp, 100mm travel. |
| Wheels | Weinmann ZAC 2000 double wall rims, Formula Hi-Lo disc-ready hubs, stainless steel spokes. |
| Tires | Hutchinson Scorpion, 2.00". |
| Drivetrain | Shimano Deore rear derailleur, Alivio Rapidfire-SL shifters, TruVativ IsoFlow crankset. |
| Brakeset | Tektro forged alloy direct pull brakes & Avid FR-5 levers. |
| Cockpit | Alloy riser bar, alloy threadless stem, alloy micro-adjust seatpost, WTB Speed V Comp saddle. |



| | |
|--------|-------------------------|
| Sizes | 13", 15", 17", 19", 21" |
| Color | Ano Blue |
| Weight | 32.00 lbs. |

HARDTAILS



Nothing shows off our level of detailed refinement like a Jamis hardtail. Carefully honed geometry is the key. You get a properly sized cockpit for that perfect fit, so you'll ride with comfort and efficiency. And you get razor-sharp steering that makes riding the ideal line feel like second nature, with short chainstays for climbing traction and a generous wheelbase for handling stability and a smooth ride.

Keep your trail skills sharp with a classic XC racer like a Dragon, Dakota or Exile. These race-bred machines reward line-picking skill and good bike handling with thrilling speed and a lightweight, lively feel no full-suspension bike can match. Yeah, you could hide behind a full-suspension bike and blindly bash your way over the terrain, or you could get on a well-equipped hardtail and show some skill.

Or go with a Durango, Cross Country or Ranger, which fuse stable geometry and friendly trail manners with performance

componentry for a fun platform with serious trail capability. These machines are the most fun, enduring bikes you can get for the money, featuring name-brand drivetrains from Shimano and SRAM, with proportionately sized cranks and handlebars for that perfect fit.

If big air, sick drops and smooth flow are your thing there's always a Komodo, with a toughened, gusseted frame, monstrous full-armor stays and our positive, trail-railing steering geometry. Backed by a full brace of long-travel forks, big disc brakes and bomber wheelsets, the Komodo gives you big air and big performance, with a chassis that's second to none.

There are plenty of reasons to ride a Jamis hardtail—more value, less BS, greater versatility and superior performance among them. But the real reason is—it's easy to pick one that fits your personality, the way your riding style suits your favorite trail.



DRAGON

Cross-country purists love a good hardtail, and the Dragon is a perennial favorite. “Its Reynolds 853 frame offers steel’s classic forgiving ride quality without the weight penalty normally associated with cromoly tubing,” said VeloNews. We couldn’t have said it better. With a full XTR group, Fox FRLT 12-click adjustable fork with lockout, Mavic Crossmax Disc SL tubeless rims and XTR discs, this is the hardtail racer’s dream bike.

| | |
|------------|--|
| Frame | Reynolds 853 air-hardened/heat-treated cromoly main tubes, heat treated stays. |
| Fork | Fox FRLT, with lock-out, 80mm travel. |
| Wheels | Mavic CrossMax Disc SL UST wheelset. |
| Tires | Hutchinson NG Python, tubeless, 2.0”. |
| Drivetrain | Shimano XTR derailleurs, XTR Dual Control shifters, XTR crankset. |
| Brakeset | Shimano XTR disc brakes. |
| Cockpit | TruVativ Team flatbar, Team stem, and Team seatpost, Fizik Gobi saddle. |



| | |
|--------|-------------------------|
| Sizes | 13", 15", 17", 19", 21" |
| Color | Classic Red |
| Weight | 23.75 lbs. |

DAKOTA XC

Steel is prized for its blend of stiffness, ride quality and affordability, and you won’t find a better example than the Dakota XC. A Reynolds 631 air-hardened steel main triangle and double-tapered CrMo stays give it a plush ride that’s efficient under power. We dress it in a full Deore XT drivetrain with TruVativ’s Stylo crank and Crank Brothers Candy C pedals, and back it with the proven stopping power of Avid’s BB7 disc brakes for performance you can count on.

| | |
|------------|--|
| Frame | Reynolds 631 seamless air-hardened cromoly main tubes, taper gauge stays. |
| Fork | Fox FRL, 80mm travel. |
| Wheels | Mavic XM317 control disc rims, Shimano Deore disc hubs, WTB spokes. |
| Tires | Hutchinson Bulldog TRC, folding, 2.10”. |
| Drivetrain | Shimano Deore XT derailleurs, XT Rapidfire-SL shifters, TruVativ Stylo crankset. |
| Brakeset | Avid BB7 cable actuated disc brakes & Avid FR-5 levers. |
| Cockpit | TruVativ XR flatbar, Team stem, XR seatpost, Fizik Gobi saddle. |



| | |
|--------|-------------------------|
| Sizes | 13", 15", 17", 19", 21" |
| Color | Super Blue |
| Weight | 25.50 lbs. |

DAKOTA AL

Nothing shows off aluminum’s amazing stiff pedaling efficiency and lightweight strength like the Dakota AL’s triple-butted Kinesis Superlight aluminum frame. With our dialed-in geometry and the precision steering feel of Manitou’s Skareb Super Air fork, you can carve the perfect line through singletrack and cross-country racecourses alike, building momentum with the 27-speed SRAM drivetrain and bleeding it off via Avid’s BB5 disc brakes. If you want confident handling from your hardtail, you’ll get it here. In spades.

| | |
|------------|--|
| Frame | Kinesis Superlight 7005 triple butted aluminum. |
| Fork | Manitou Skareb Super Air, 80mm travel |
| Wheels | Mavic XM117 disc rims, Shimano Deore disc hubs, WTB spokes. |
| Tires | Hutchinson Bulldog Airlight, 2.0”. |
| Drivetrain | SRAM X-9 rear derailleur, X-7 Impulse trigger shifters, TruVativ Fire X-SL crankset. |
| Brakeset | Avid BB5 cable actuated disc brakes & Avid FR-5 levers. |
| Cockpit | TruVativ XR flatbar, XR stem, and XR seatpost, WTB Pure V Race saddle. |



| | |
|--------|-------------------------|
| Sizes | 12", 14", 17", 19", 21" |
| Color | Ano Grey |
| Weight | 25.75 lbs. |

EXILE

Jamis hardtails have a rep for ultra-dialed geometry, with hyper-refined handling and traction. And you get plenty of that from the Exile, which steals its geometry from our hallowed Dragon and Dakota XC. This is a modernized steel hardtail with an oversize head tube, double-tapered chrome-moly stays, and a Reynolds 520 double-butted main triangle that pedals with efficiency, steers with precision, and rides so smoothly it takes the sting out of fast hardpack. Manitou's Axel Super fork with 70-100mm of adjustable travel and Hutchinson Mosquito blackwalls give you traction and performance to spare, at a wallet-friendly price.

| | |
|------------|---|
| Frame | Reynolds 520 double-butted chromoly main tubes, double tapered cromoly stays. |
| Fork | Manitou Axel Super, with TPC lock-out, 70-100mm RTWD adjustable travel. |
| Wheels | Alex TD17 disc rims, Shimano Deore disc hubs, WTB spokes. |
| Tires | Hutchinson Mosquito, 2.0". |
| Drivetrain | SRAM X-7 derailleurs, X-7 Impulse trigger shifters, TruVativ FireX crankset. |
| Brakeset | Avid BB5 cable actuated disc brakes & Avid FR5 levers. |
| Cockpit | TruVativ XR flatbar, XR stem, and XR seatpost, WTB saddle |



| | |
|--------|-------------------------|
| Sizes | 13", 15", 17", 19", 21" |
| Color | Ano Black |
| Weight | 28.75 lbs. |



DURANGO SX

With its stellar performance, wavy rotor disc brakes, Manitou Axel Comp fork and gusseted, burly 7005 aluminum frame, the Durango SX looks and performs like an expensive hardtail, but packs a softer financial wallop. Shimano's robust Deore drivetrain paired with a TruVativ crankset keep you rolling with click-shifting precision, for trail-worthy fun and maintenance-friendly durability.

| | |
|------------|--|
| Frame | 7005 aluminum, gusseted, with S-bend stays. |
| Fork | Manitou Axel Comp, 80mm travel. |
| Wheels | WTB Speed Disc rims, Formula Hi-Lo disc hubs, stainless steel spokes. |
| Tires | Hutchinson Scorpion, 2.00". |
| Drivetrain | Shimano Deore rear derailleur, Deore Rapidfire-SL shifters, TruVativ 5D crankset. |
| Brakeset | Tektro Aquilla ball bearing disc brakes with 6" Wavy rotors. |
| Cockpit | Alloy riser bar, alloy threadless stem, alloy micro-adjust seatpost, WTB Speed V Sport saddle. |



| | |
|--------|-------------------------|
| Sizes | 12", 14", 17", 19", 21" |
| Color | Ano Silver or Ano Grey |
| Weight | 30.25 lbs. |

DURANGO SPORT SX

The Durango Sport SX packs almost as much performance onto the Durango SX's frame, but you'd be hard-pressed to tell how we did it. Disc brakes front and rear, a Manitou Six fork and a Shimano drivetrain mean you get a friendly price tag without resorting to off-brand parts. And with five sizes and Jamis geometry, the Durango Sport SX will fit you properly, to provide you with the comfort you need to perform.

| | |
|------------|--|
| Frame | 7005 aluminum main tubes, gusseted, with S-bend stays. |
| Fork | Manitou Six, 80mm travel. |
| Wheels | Weinmann ZAC 2000 double wall rims, Formula Hi-Lo disc hubs, stainless steel spokes. |
| Tires | CST ATB, 1.95". |
| Drivetrain | Shimano Deore rear derailleur, Acera ST-EF35 Easyfire shifters, TruVativ IsoFlow crankset. |
| Brakeset | Tektro IO cable-actuated disc brakes. |
| Cockpit | Alloy riser bar, alloy threadless stem, alloy micro-adjust seatpost, WTB Speed V Sport saddle. |



| | |
|--------|-------------------------|
| Sizes | 12", 14", 17", 19", 21" |
| Color | Ano Red or Ano Black |
| Weight | 31.25 lbs. |

CROSS COUNTRY 2.0

A triple-gauge aluminum frame, aggressive geometry, gusseted down tube and chisel-cut dropouts mark the Cross Country 2.0 as a serious bike. With SRAM X-7 shifters and 27 speeds to work through, you'll have gearing enough for easier climbing, with our precise-handling geometry and 75mm-travel SR XC60 fork to tame the descents.



| | |
|------------|--|
| Frame | 6061 triple gauge aluminum, gusseted, with S-bend stays, |
| Fork | SR XC60, with external preload, 75mm travel. |
| Wheels | Weinmann ZAC 19 double wall alloy rims, Formula sealed alloy QR hubs, stainless steel spokes. |
| Tires | CST ATB, 1.95". |
| Drivetrain | SRAM 5.0 rear derailleur, SRAM X-7 shifters, TruVativ IsoFlow crankset. |
| Brakeset | Tektro alloy direct pull brakes & levers. |
| Cockpit | XC 20mm riser bar, alloy threadless stem, alloy micro-adjust seatpost, WTB Speed V Sport saddle. |



| | |
|--------|-------------------------|
| Sizes | 12", 14", 17", 19", 21" |
| Color | Ano Blue or Ano Grey |
| Weight | 30.25 lbs. |

CROSS COUNTRY 1.0

You get the same easy-to-maneuver handling and optimal weight distribution as the Cross Country 2.0 for climbing traction and overall handling, but with a more budget-friendly parts mix. A 63mm fork smooths your ride, while a Shimano drivetrain provides a wide-range 24-speed gearset for climbing oomph and downhill speed.



| | |
|------------|---|
| Frame | 6061 triple gauge aluminum, gusseted, with S-bend stays, |
| Fork | SR XC50, 63mm travel. |
| Wheels | Weinmann 520 alloy rims, Formula sealed alloy QR hubs, stainless steel spokes. |
| Tires | CST ATB, 1.95". |
| Drivetrain | Shimano Altus rear derailleur, Shimano Acera ST-EF29 EZ-Fire shifters, SR XCC-150 crankset. |
| Brakeset | Tektro alloy direct pull brakes. |
| Cockpit | XC 20mm riser bar, alloy threadless stem, alloy micro-adjust seatpost, Jamis XC saddle. |



| | |
|--------|-------------------------|
| Sizes | 12", 14", 17", 19", 21" |
| Color | Ano Silver or Candy Red |
| Weight | 31.25 lbs. |

RANGER SX

The Ranger is a performance bike with a friendlier, easy-to-ride demeanor. The 7005 aluminum frame together with a 20mm riser handlebar creates a comfortable riding position with good weight distribution for pedaling efficiency and climbing traction. A Shimano EZFire shifting drivetrain will help keep maintenance to a minimum, and help maximize fun.



| | |
|------------|---|
| Frame | Enduro frame design, 7005 aluminum, replaceable derailleur hanger. |
| Fork | SR M2000, 50mm travel, alloy crown, coil spring, full boot. |
| Wheels | Alloy 26 x 1.5", Formula sealed alloy QR hubs, stainless steel spokes. |
| Tires | CST ATB, 1.95". |
| Drivetrain | Shimano Tourney TX30 rear derailleur, Shimano EF29 EZ-Fire shifters, SR XCC-150 crankset. |
| Brakeset | Alloy direct pull brakes and levers. |
| Cockpit | XC 20mm riser bar, alloy threadless stem, alloy micro-adjust seatpost, Jamis XC saddle. |



| | |
|--------|--|
| Sizes | 12", 14", 17", 19", 21", 12"L, 14.5"L, 17.5"L |
| Color | Ano Black, Radium Blue or Pearl Blue (Ladies only) |
| Weight | 31.75 lbs. |

RANGER XR

If you're a just-the-basics sort of cyclist, the Ranger XR is the machine that's close to your heart. A steel frame with tapered, ovalized main tubes and oversize stays that features our tried-and-true geometry will give you years of fun. Rugged simplicity is the theme, and you see it everywhere from the welded steel unicrown fork to the Shimano derailleurs and trustworthy direct-pull brakes.



| | |
|------------|--|
| Frame | Enduro frame design, hi-tensile carbon steel tubes. |
| Fork | Hi-Tensile carbon steel unicrown. |
| Wheels | Alloy 26 x 1.5" rims, with QR front & rear hubs, nickel plated spokes. |
| Tires | CST ATB, 1.95", blackwalls. |
| Drivetrain | Shimano Tourney TX30 rear derailleurs, SRAM GripShift, SR XCC-150 crankset. |
| Brakeset | Alloy direct pull brakes and levers. |
| Cockpit | XC 20mm riser bar, Jamis 10° rise threadless stem with removeable cap, alloy micro-adjust seatpost, Jamis XC saddle. |



| | |
|--------|--|
| Sizes | 12", 14", 17", 19", 21", 12"L, 14.5"L, 17.5"L |
| Color | Flame Red, Ano Black or Pearl Blue (Ladies only) |
| Weight | 32.50 lbs. |

KOMODO FX 2.0

We've upgraded our long-travel hardtail with a new frame. Same great Jamis geometry, but with lower stand-over, a longer top tube, extra gussets and beefed-up stays for durability. Manitou's Stance Flow fork gives 120-150mm of adjustable travel with the rigid precision of 32mm stanchions and a 20mm thru-axle. If you want big-hit performance but don't need the extra weight or complexity of a full-suspension rig, you'll want to throw a leg over a Komodo FX.



| | |
|------------|--|
| Frame | 7005 triple gauge, double gusseted aluminum main tubes with double D braced stays. |
| Fork | Manitou Stance Flow, with hex-lock thru axle, 120 – 150mm RTWD adjustable travel. |
| Wheels | WTB Dual Duty FreeRide disc rims, Shimano M475 disc hubs, WTB spokes. |
| Tires | Hutchinson Spider, 2.3". |
| Drivetrain | Shimano Deore rear derailleur, Deore M510 RapidFire shifters, TruVativ Hussefelt crankset. |
| Brakeset | Hayes HFX-9 hydraulic brakes, 8" rotors. |
| Cockpit | TruVativ Hussefelt 31.8mm riser bar & stem, XR seatpost, WTB Power V Comp saddle. |



| | |
|--------|-------------------|
| Sizes | 14", 16.5", 18.5" |
| Color | Ano Grey |
| Weight | 33.50 lbs. |

KOMODO FX 1.0

Same upgraded frame as the Komodo FX 2.0, but dressed down with a performance parts mix that's more budget friendly. You get an SR Duro D 130mm-travel fork, Shimano drivetrain and TruVativ's big-hit-capable Hussefelt ISIS crank and bb. This is a legit all-conditions package, with 32/22 chainrings and a polycarbonate rock guard, burly 36-spoke wheels with 14-gauge spokes and a WTB 8mm rail saddle that'll hold up, even on those trails where you struggle to hold on.

| | |
|------------|--|
| Frame | 7005 triple gauge, double gusseted aluminum main tubes with double D braced stays. |
| Fork | SR Duro D, 130mm travel. |
| Wheels | Alex DP20 disc rims, Formula disc hubs, WTB spokes. |
| Tires | Hutchinson Spider, 2.3". |
| Drivetrain | Shimano Deore rear derailleur, Alivio RapidFire shifters, TruVativ Hussefelt crankset. |
| Brakeset | Tektro Aquila cable actuated disc brakes with 6" Wavy rotors. |
| Cockpit | Alloy riser bar, alloy threadless stem, alloy micro-adjust, WTB Power V Comp saddle. |



| | |
|--------|-------------------|
| Sizes | 14", 16.5", 18.5" |
| Color | Ano Silver |
| Weight | 32.75 lbs. |



ROAD



There is almost nothing more purpose-built than a road bike, which has had over a century of evolution applied to its mission of covering miles of asphalt with all the speed you can muster from a pair of legs. There is a vast history to the road bike, and we've just written the latest chapter.

We turned up the heat for 2005, starting with our flagship Xenith Team and Xenith Pro. Precision-crafted carbon tubes and carbon fiber lugs replicate time-honored road racing geometry, but with a lightweight chassis that's forgiving over the road while being incredibly stiff under power. It's a new level of all-out performance and balanced handling that has to be experienced to be believed.

And we've reinvented the classic steel chassis of the Eclipse, fusing a Reynolds 853 downtube and chainstays

with a carbon superstructure, preserving steel's timelessly good ride and feel but updating it with a generous serving of sprinting stiffness. And it's light! If you're a steel frame holdout, the Eclipse could make you change your ways.

Further down the line you'll find triple-buttressed aluminum frames, double-buttressed chromoly steel and trustworthy parts from the likes of Shimano, Mavic and Easton. Whether you're after a weekend race machine or a versatile, do-anything pavement speedster, you'll find Jamis offers a more refined, value-laden bike than you'll find anywhere else.

Whether you live for racing, want a bike to take on that long-planned cross-state tour, or have just discovered how fun road riding can be, there's a Jamis road bike that speaks your language.

XENITH TEAM

We don't take the word "team" lightly. If we say it, we mean it. The Xenith all-new full-carbon frame comes dressed with a no-excuses parts spec — Shimano Dura-Ace brakes and drivetrain, Easton EC90SL carbon fork and EC90 carbon handlebar, Mavic Ksyrium SSC SL wheels and Hutchinson Fusion Comp tires. But that's not to say we've dressed a me-too frame in good parts. The Xenith Team's frame is engineered from carbon tubes and lugs-the only metal you'll find are the dropouts, headset cups and bottom bracket threads. You'll experience the stiff response and lightweight performance of pure carbon, coupled with our road race geometry that's suited for anything from a Cat. V crit to the local Pro/Cat. I/II stage race. If you don't get on the podium with the Xenith Team, you'll have to blame something other than the bike.

| | |
|------------|--|
| Frame | Full carbon fiber frame including lugs, sloping top tube design. |
| Fork | Easton EC90SL full carbon fork. |
| Wheels | Mavic Ksyrium SSC SL wheelset. |
| Tires | Hutchinson Fusion Comp, folding, 23C. |
| Drivetrain | Shimano Dura-Ace derailleurs, Dura-Ace Dual Control STI levers, Dura-Ace crankset. |
| Cockpit | Easton EC90 carbon fiber bars, EA70 stem, Easton EC70 carbon fiber seat post, Fizik Arione saddle. |
| Brakeset | Shimano Dura-Ace dual pivot calipers. |
| Sizes | 48, 51, 54, 56, 58, 61cm |
| Color | Carbon/Candy Red |
| Weight | 15.50 lbs (without pedals) |



XENITH PRO

Same amazing frame as the Xenith Team, but with more of a Cat. 1 parts kit. An Easton EC70C carbon fork maximizes the steering precision of our criterium-worthy geometry, while new-for-'05 20-speed Ultegra rounds out the components mix, helped by Mavic Ksyrium Elite wheels and Hutchinson Fusion Comp tires. Whether your season goal is the district road race, the local century or simply dusting your pals on the Saturday ride, the Xenith Pro is ready to take you there.

| | |
|------------|---|
| Frame | Full carbon fiber frame including lugs, sloping top tube design. |
| Fork | Easton EC70C carbon fork with carbon steerer. |
| Wheels | Mavic Ksyrium Elite wheelset. |
| Tires | Hutchinson Fusion Comp, folding, 23C |
| Drivetrain | Shimano Ultegra derailleurs, Ultegra STI levers, TruVativ Rouleur integrated carbon crankset. |
| Brakeset | Shimano Ultegra dual pivot calipers. |
| Cockpit | Easton EA70 handlebars, EA70 stem, Easton EA70 seat post, Fizik Arione saddle. |



| | |
|--------|-----------------------------|
| Sizes | 48, 51, 54, 56, 58, 61cm |
| Color | Carbon/Banana Yellow |
| Weight | 16.75 lbs. (without pedals) |

COMET

A triple-buttet Kinesium frame, carbon seatstays and an Easton EC70C fork are the foundation for this fast, raceable club rider's dream bike. Easton-Velomax Circuit wheels (80 grams lighter than Mavic Ksyrium Elites!) and a TruVativ Rouleur carbon crank round out this 10-speed Ultegra bike, which will feel just right whether you're lining up at the start of the local race, or headed out for the fast weekend club ride.

| | |
|------------|---|
| Frame | Kinesium triple buttet sloping top tube mainframe with carbon fiber seat stays. |
| Fork | Easton EC70C carbon fork with carbon steerer. |
| Wheels | Easton-VeloMax Circuit wheelset featuring T3 Thread Technology. |
| Tires | Hutchinson Fusion Competition, folding. |
| Drivetrain | Shimano Ultegra derailleurs, Ultegra STI levers, TruVativ Rouleur integrated carbon crankset. |
| Brakeset | Shimano Ultegra dual pivot calipers. |
| Cockpit | Easton EA70 handlebars, EA70 stem, Easton EA70 seat post, Fizik Pave saddle. |



| | |
|--------|-----------------------------|
| Sizes | XS, S, M, L, XL |
| Color | Ano Platinum/Ano Black |
| Weight | 17.50 lbs. (without pedals) |

VENTURA COMP

The Ventura's blend of racing geometry and triple-chainring, 27-speed drivetrain makes it one of our most versatile road bikes. Use it for club rides, double-century rides or as a gas-free, around-town alternative to the SUV. The Kinesis Superlight triple-buttet alloy frame is stiff and responsive, while the carbon fork and seatstays give it a nearly sting-free ride.

| | |
|------------|--|
| Frame | Kinesis Superlight 7005 triple buttet aluminum main tubes with carbon fiber seatstays. |
| Fork | Kinesis carbon fiber staight blade uncrown, aluminum steerer. |
| Wheels | Shimano R500 wheelset. |
| Tires | Hutchinson Quartz, 23C. |
| Drivetrain | Shimano 105 rear derailleur, 105 STI levers, and TruVativ Touro PowerSpline crankset |
| Brakeset | Tektro 423AG dual pivot calipers. |
| Cockpit | Easton alloy bar, Easton forged alloy stem, Easton micro-adjust seat post, Fizik Pave. |



| | |
|--------|-----------------------------|
| Sizes | XS, S, M, L, XL |
| Color | Chromium/Black Chrome |
| Weight | 19.50 lbs. (without pedals) |

VENTURA SPORT

A full Shimano drivetrain, Easton cockpit and Avocet's comfy Air 40R saddle make the Ventura Sport a comfortable, fast companion for road riding fun. The Formula XR5 wheelset is lightweight and strong, just like the bike it comes on. The Ventura Sport will take you anywhere the asphalt leads you - club rides, commuting, even the occasional weekend race.

| | |
|------------|---|
| Frame | Kinesis 7005 double-buttet aluminum, sloping top tube design, replaceable derailleur hanger. |
| Fork | Kinesis carbon fiber staight blade uncrown, aluminum steerer. |
| Wheels | Formula XR5 wheelset. |
| Tires | Hutchinson Flash, 23C. |
| Drivetrain | Shimano Tiagra derailleurs, Tiagra STI levers, TruVativ IsoFlow Road crankset. |
| Brakeset | Tektro 423AG dual pivot calipers. |
| Cockpit | Easton alloy bar, Easton forged alloy stem, Easton micro-adjust seat post, Avocet Air 40R saddle. |



| | |
|--------|----------------------|
| Sizes | XS, S, M, L, XL |
| Color | Team Red/Gloss Black |
| Weight | 21.00 lbs. |

ECLIPSE

We've taken steel's signature ride, and upgraded it for the 21st century. We kept the Eclipse's ultra-honed geometry and legendary steel ride, but that's about all you'll recognize from this all-new machine. The revolutionary chassis features Reynolds 853 air-hardened main tubes and heat-treated crommo chainstays, paired with a sculpted carbon seat tube, top tube and seatstays: a strategy that preserves the feel and forgiving ride of steel while increasing its torsional stiffness and pedal response. This bike's beautifully shaped steel lugs are a rarity on today's production frames-but so is the way it moves, with near-telepathic efficiency that responds almost before you throw the power down or lean it into a turn. This Campagnolo Centaur-equipped machine is a lightweight on the scales, but packs a heavyweight punch when it comes to performance.

| | |
|------------|---|
| Frame | Carbon fiber top tube, seat tube & seatstays with Reynolds 853 main tubes and heat treated crommo chainstays. |
| Fork | Easton EC70C carbon fork with carbon steerer. |
| Wheels | Mavic Ksyrium Elite wheelset. |
| Tires | Hutchinson Fusion Comp, folding, 700 x 23C |
| Drivetrain | Campagnolo Centaur derailleurs, Ergopower dual control levers, TruVativ Rouleur carbon crankset. |
| Cockpit | Easton EA70 bars, EA70 stem, Easton EA70 seat post, Fizik Arione saddle. |
| Brakeset | Campagnolo Centaur dual pivot calipers. |
| Sizes | 47, 49, 51, 53, 55, 57, 59, 61cm |
| Color | Chromium/Carbon |
| Weight | 18.00 lbs. (without pedals) |



QUEST

Reynolds 631 air-hardened steel main tubes give the Quest an unbelievably smooth all-day ride, with geometry that splits the difference between hands-off stability and criterium-racing aggressiveness (in other words, it feels “Just Right”). An Easton-Velomax Vista wheelset, Shimano 105 drivetrain and Easton EA50 bar and stem give you lightweight, low-maintenance performance while leaving you enough spare change for a year’s worth of PowerBars.

| | |
|------------|--|
| Frame | Reynolds 631 air-hardened chromoly main tubes with heat treated-laper guage cromo stays. |
| Fork | Easton EC70C carbon fork with carbon steerer. |
| Wheels | Easton-VeloMax Vista wheelset. |
| Tires | Hutchinson Quartz, folding, 23C. |
| Drivetrain | Shimano 105 derailleurs, 105 STI levers, TruVativ Elita crankset. |
| Brakeset | Shimano 105 dual pivot calipers. |
| Cockpit | Easton EA50 bars, EA50 stem, Easton seat post, Fizik Pave saddle. |



| | |
|--------|------------------------------|
| Sizes | XS, 50, 53, 55, 57, 59, 62cm |
| Color | Radium Blue/Platinum |
| Weight | 20.25 lbs. (without pedals) |

SATELLITE

Outside Magazine said the '04 Satellite “rides like a bike that costs twice as much.” And that’s before we added the amazingly plush Avocet Air 40R saddle for '05. If you want to experience a bike with phenomenal ride and a frame you can upgrade and grow into, the Satellite is your kind of bike. Shimano Sora shifters and derailleurs give you 24 hill-taming speeds to choose from, with the kind of durable reliability Jamis built its reputation on.

| | |
|------------|--|
| Frame | Reynolds 520 double-buttled chromoly main tubes, double tapered curved cromo stays. |
| Fork | Kinesis Carbon-2 carbon fiber unicrown. |
| Wheels | Alex R450 aero rims, Shimano 2200 hubs, stainless steel spokes. |
| Tires | Hutchinson Flash, 23C. |
| Drivetrain | Shimano Sora derailleurs, Sora STI levers, TruVativ IsoFlow Road crankset. |
| Brakeset | Tektro 423AG dual pivot calipers. |
| Cockpit | Ritchey BioMax II bar, Ritchey Comp stem, Ritchey micro-adjust seat post, Avocet Air 40R saddle. |



| | |
|--------|------------------------------|
| Sizes | XS, 50, 53, 55, 57, 59, 62cm |
| Color | Platinum/Gloss Black |
| Weight | 23.50 lbs. |

NOVA

We’ve updated this perennial favorite with a lighter rear triangle, thanks to heat-treated stays that allow us to spec thinner-wall tubing, which also results in a slightly more resilient ride. Crank Brothers Candy C pedals underscore the Nova’s do-anyting, go-anywhere demeanor. Don’t let the drop handlebars fool you — given the right tires, this is as much a part-time cyclocrosser or light trail bike as it is a loaded tourer or fast club rider. If you want one bike to do it all, think about this one.

| | |
|------------|--|
| Frame | Reynolds 631 air-hardened chromoly main tubes, heat treated-laper gauge cromo stays. |
| Fork | Kinesis carbon fiber fork with alloy brake bosses. |
| Wheels | Mavic MA3 rims, Shimano Tiagra hubs, double butted SS spokes. |
| Tires | Maxxis Mimo, 32C. |
| Drivetrain | Shimano 105 rear derailleur, 105 STI levers, TruVativ Elita crankset. |
| Brakeset | Avid Shorty 4 STI-compatible cantilevers, with in-line adjustors. |
| Cockpit | Ritchey BioMax II Road bar, Ritchey Comp stem, Ritchey Comp V2 seat post, Fizik Pave saddle. |



| | |
|--------|------------------------------|
| Sizes | XS, 49, 51, 53, 55, 57, 60cm |
| Color | Ano Black/Ano Grey |
| Weight | 23.25 lbs. |

AURORA

The Aurora is one of the most versatile bikes on the planet, good for club rides, off-season cyclocross racing, light trail riding and, when kitted out with racks, commuting and touring. The wide-range 27-speed Shimano drivetrain gives you plenty of climbing power, and the big 28mm tires and forgiving Reynolds steel frame mean you’ll experience steel’s magic carpet ride in all its glory.

| | |
|------------|--|
| Frame | Reynolds 520 double-buttled chromoly main tubes, double tapered cromo stays. |
| Fork | Chromoly unicrown, with canti bosses & low rider braze-ons. |
| Wheels | Alex ACE19 eyeletted rims, Shimano Sora hubs, stainless steel spokes. |
| Tires | Hutchinson Flash, 28c. |
| Drivetrain | Shimano Deore rear derailleur, Tiagra STI levers, TruVativ IsoFlow PowerSpline crankset. |
| Brakeset | Tektro forged alloy cantilevers, with in-line adjustors. |
| Cockpit | Ritchey BioMax II bar, Ritchey Comp stem, Ritchey Road seat post, Avocet Air 40R saddle. |



| | |
|--------|------------------------------|
| Sizes | XS, 50, 53, 55, 57, 59, 62cm |
| Color | Candy Red/Platinum |
| Weight | 25.25 lbs. |

TRILOGY

Our all-new, full-aero clock-beater is the ultimate choice for time trial specialists and triathletes. We took it to the limit while designing this frame, using every trick in the book. The fully aero 7005 aluminum frame features a big 62mm airfoil downtube, flat-oval top tube and 50mm aero seat tube with big 29mm seatstays. Rear-entry horizontal dropouts let you position the Mavic Cosmic Elite wheel snugly into the seat tube cutout for slice-the-wind aero efficiency. Dura-Ace shifters, Ultegra derailleurs and a Syntace cockpit are all business, which is what you want when you're racing the stopwatch. All you need is a race number, and the will to redline yourself from the starting gun to the finishing chute.

| | |
|------------|---|
| Frame | All Aero 7005 frame with 62mm airfoil down tube, flat-oval top tube, 50mm airfoil seat tube with wheel cut-out, 29mm airfoil seatstays, rear entry horizontal dropouts. |
| Fork | Easton EC90 Aero all carbon fork. |
| Wheels | Mavic Cosmic Elite wheelset. |
| Tires | Hutchinson Fusion Comp, folding, 23C |
| Drivetrain | Shimano Ultegra derailleurs, Dura-Ace bar end shiftlevers, TruVativ Elita TT crankset. |
| Cockpit | Syntace Stratos Zero bars with C2 Clip & F99/260 stem, carbon fiber post, Fizik Airone Tri saddle. |
| Brakeset | Tektro RX40 dual pivot front & single pivot rear with RX-4.1 Tri levers. |
| Sizes | 51, 54, 56, 58, 61cm |
| Color | Team Red/Gloss Black |
| Weight | 18.75 lbs. (without pedals) |



STREET/SPORT COMFORT



We believe street bikes should be fast, comfortable bicycles for the asphalt playground. Our street and sport comfort bikes are perfect for commuter runs, family fun rides, urban exploration, even light trail riding—and all are designed expressly for getting you there quickly, in comfort and style.

Our Coda machines are performance road racers that have had just enough of the edge taken off to tame them for life in the big city. You get the resilient ride and fast response of a Reynolds steel chassis, with the smoothness of high-pressure road tires and the upright, see-over-traffic perspective of a comfort bike. Throw in the hill-taming gears of a mountain bike, and you have cycling's version of a sports/luxury SUV (only without the single-digit gas mileage).

The Tangier, Aragon and Citizen put a little more emphasis on comfort, but still offer plenty of speed. High-pressure tires, suspension forks and seatposts let you glide over pavement with near-perfect smoothness, while angle-adjustable handlebar stems and plush saddles keep you comfortable.

For rugged dependability and smooth pavement performance you can't beat our Explorers. Mountain bike styling and bump-eating technology combine with smooth-rolling tires and cushioned saddles for friendly, easy-to-ride manners that make cross-town hops or weekend rides almost effortlessly fun.

There's a bright new world of fun and fitness out there, and it starts from your very own driveway. Just saddle up on a Jamis street or sport comfort bike, and see what it's all about.



CODA ELITE

This Coda series bike is our own take on the urban street performance bike, with the emphasis on performance. A Reynolds 631 air-hardened steel frame and carbon fork give it a lively road bike foundation, but we kit it out with Avid disc brakes and large volume 28mm tires for a fast-but-smooth ride with plenty of cornering grip and the security of stop-on-a-dime, all-conditions braking. Going elbow-to-door-handle in traffic was never more fast or more fun.

| | |
|------------|--|
| Frame | Reynolds 631 chromoly main tubes, heat treated-taper guage cromo stays. |
| Fork | Carbon fork, alloy steerer, with disc brake tabs. |
| Wheels | Ritchey Aero Tour disc brake compatible wheelset. |
| Tires | Hutchinson Flash, 28C. |
| Drivetrain | Shimano Deore XT rear derailleurs, Shimano R660 flat-bar shiftlevers, TruVativ Elita crankset. |
| Brakeset | Avid BB7 cable actuated disc brakes & Avid FR-5 levers. |
| Cockpit | Ritchey Comp bar, Ritchey Pro angle-adjustable stem, suspension seat post, Fizik Pave saddle. |



| | |
|--------|-------------------------------|
| Sizes | 16", 17.5", 19.5", 21.5", 23" |
| Color | Ano Silver |
| Weight | 25.25 lbs. |

CODA COMP

Take the heart of our Coda Elite-the Reynolds steel frame-and give it cantilever brakes, Shimano flat-bar shifters, and Shimano's sexy R500 wheelset and you have a great fitness bike that's a killer commuter and nighttime training bike all in one. It's a supremely fast comfort bike, or an ultra-comfortable road bike. Take your pick.

| | |
|------------|---|
| Frame | Reynolds 520 double-buttet chromoly main tubes, double tapered cromo stays. |
| Fork | Kinesis carbon fork with alloy brake bosses. |
| Wheels | Shimano R500 wheelset. |
| Tires | Hutchinson Flash, 28C. |
| Drivetrain | Shimano Deore XT rear derailleur, R440 flat-bar shifters, TruVativ Touro Powerspline crankset.. |
| Brakeset | Avid Single Digit 5 direct pull brakes & Avid FR-5 levers. |
| Cockpit | Ritchey Comp bar, Ritchey Pro adjustable stem, suspension post, Selle Royale Look-In Gel saddle |



| | |
|--------|-------------------------------|
| Sizes | 16", 17.5", 19.5", 21.5", 23" |
| Color | Polished |
| Weight | 24.75 lbs. |

CODA SPORT

"Best parts spec for the least dough," said Bicycling in its July 2004 issue, when the Coda Sport was declared a best buy. They loved its Deore rear derailleur and Shimano shifters, and offered high praise for the Truvativ crank and Ritchey flat bar. The double-buttet Reynolds 520 chrome-moly frame offers steel's legendary lively ride, with a full set of rack and fender eyelets that let you dress the Coda Sport appropriately for four-season life in the big city.

| | |
|------------|---|
| Frame | Reynolds 520 double-buttet chromoly main tubes, double tapered cromo stays. |
| Fork | Chromoly unicrown with low rider braze-ons. |
| Wheels | Alex ACE18 eyeletted rims, Shimano 2200 road hubs, double-buttet stainless steel spokes. |
| Tires | Hutchinson Flash, 28C. |
| Drivetrain | Shimano Deore rear derailleur, R223 flat-bar shifters, TruVativ Touro PowerSpline crankset. |
| Brakeset | Tektro SU-12 alloy linear pull brakes & Shimano R223 brake levers. |
| Cockpit | Ritchey Comp bar, Ritchey Pro adjustable stem, suspension seat post, Selle Royale Freccia saddle. |



| | |
|--------|-------------------------------|
| Sizes | 16", 17.5", 19.5", 21.5", 23" |
| Color | Super Blue |
| Weight | 25.00 lbs. |

TANGIER

A 6061 aluminum frame and 63mm-travel SR suspension fork are at the heart of the Tangier, built with Jamis geometry for comfortable ride and hands-off stability. The suspension fork and new Comfort Saddle with high-memory foam give you that magic carpet ride, with an 80mm rise bar and adjustable-rise stem for that up-periscope, see-over-traffic view and upright posture that's kind to your back.



Frame 6061 TIG-welded aluminum, sloping double triangle frame design, replaceable derailleur hanger.

Fork SR NCX-D suspension, external preload adjustor, 63mm travel.

Wheels Alex X2100 double wall rims, Shimano RM40 hubs, stainless steel spokes.

Tires CST inverted "lockjaw" tread with puncture resistant casing, 38c.

Drivetrain SRAM X-7 rear derailleur, SRAM X-7 Impulse Trigger shifter, TruVativ IsoFlow crankset with guard.

Brakeset Tektro alloy direct pull brakes with Tektro Tenera comfort levers.

Cockpit Hi-rise comfort bar, adjustable-rise alloy stem, suspension seatpost, Jamis Comfort saddle.



Sizes Mens: 14.5", 16.5", 18.5", 20.5", 22", Ladies: 14.5", 17.5"
Color Ano Red/Ano Silver or Gloss Black/Platinum
Weight 30.75 lbs.

ARAGON

A full set of rack mounts and 24-speed gearing give the Aragon the versatility for commuting, in-town errands and even lightly loaded touring. Its 50mm-travel SR fork is forgiving over potholes and driveway lips, and you'll love the big 38mm tires for their cushy, fast-rolling feel and puncture-resistant construction. It's technically a comfort bike, but we like to think of it as the right machine for the urban jungle.



Frame 6061 TIG-welded aluminum, sloping double triangle frame design, replaceable derailleur hanger.

Fork SR CR-880 suspension, external preload adjustor, 50mm travel.

Wheels Weinmann ZAC 19 alloy double wall rims, Formula sealed hubs, stainless steel spokes.

Tires CST inverted "lockjaw" tread with puncture resistant casing, 38c.

Drivetrain Shimano Acera rear derailleur, Acera ST-EF29 EZ-Fire shifters, Shimano C203 crankset with guard.

Brakeset Tektro alloy direct pull brakes with Shimano Acera alloy levers.

Cockpit Hi-rise comfort bar, adjustable-rise alloy stem, suspension seatpost, Jamis Comfort saddle.



Sizes Mens: 14.5", 16.5", 18.5", 20.5", 22", Ladies: 14.5", 17.5"
Color Ano Silver/Ano Blue or Brushed Nickel/Brushed Silver
Weight 31.50 lbs.

CITIZEN

The Citizen's lightweight aluminum frame and 21-speed drivetrain make it easy to pedal, even on uphill. With the SR suspension fork, suspension seatpost and elastomer-sprung saddle this is one comfy urban runabout. An adjustable-rise stem, 80mm-rise handlebar and a full range of seven sizes means you'll get a perfect, comfortable fit for more enjoyment, whether you're pounding the pedals for fitness, or just out for a roll around the block.



Frame 7005 TIG-welded aluminum, sloping double triangle frame, replaceable derailleur hanger.

Fork SR CR-880 suspension, external preload adjustor, 50mm travel.

Wheels Alloy 700c rims, Formula alloy hubs with QR, stainless steel spokes

Tires Kenda EuroTek, 38C.

Drivetrain Shimano TX-70 rear derailleur, SRAM GripShift, SR NEX200 crankset with guard.

Brakeset Alloy direct pull brakes with Tektro Tenera comfort levers.

Cockpit Hi-rise comfort bar, adjustable-rise alloy stem, suspension seatpost, Jamis Comfort saddle.



Sizes Mens: 14.5", 16.5", 18.5", 20.5", 22", Ladies: 14.5", 17.5"
Color Radium Blue, Gloss Black or Pearl White
Weight 31.75 lbs.

COMMUTER

The Commuter is the simplified version of our popular Citizen, distilled into a low-maintenance, easier-to-ride format. The Commuter's single derailleur and shifter simplify shifting and maintenance, while the wide-range 7-speed drivetrain still allows for efficient hill-climbing and around-town speed. If you're looking for a basic commuter bike, well...we didn't call it the Commuter for nothing.



Frame 7005 TIG-welded aluminum, sloping double triangle frame, replaceable derailleur hanger.

Fork Hi-Tensile carbon steel uncrown.

Wheels Alloy 700c rims, Formula alloy hubs with QR, stainless steel spokes

Tires Kenda EuroTek, 38C.

Drivetrain Shimano TX-70 rear derailleur, SRAM GripShift, single ring 48t alloy crankset with guard.

Brakeset Alloy direct pull brakes with Tektro Tenera comfort levers.

Cockpit Hi-rise comfort bar, adjustable-rise alloy stem, suspension seatpost, Jamis Comfort saddle.



Sizes Mens: 14.5", 16.5", 18.5", 20.5", 22", Ladies: 14.5", 17.5"
Color Platinum, Candy Red or Pearl Blue
Weight 28.75 lbs.

EXPLORER 4.0

With big, mountain bike-size 26-inch wheels and a robust frame, our Explorer series is a little less comfort bike, more luxury SUV. Puncture-resistant Sport Comfort tires and the 24-speed SRAM DualDrive gearing system makes for low-maintenance pedaling. The Single-Side shifter puts control of all 24 gears in your right hand, for ultra-simple gear selection, while the Jamis Comfort saddle with supersoft, high-memory foam and RockShox Metro fork provide lounge chair comfort (but this one takes the pounds off, not puts them on).



| | |
|------------|--|
| Frame | 6061 TIG-welded aluminum, sloping double triangle frame, replaceable derailleur hanger. |
| Fork | Rock Shox Metro suspension, 50mm travel. |
| Wheels | Weinmann 520 alloy rims, Formula alloy front & SRAM 3-speed rear hubs, stainless steel spokes. |
| Tires | Jamis Sport Comfort, puncture resistant casing, 1.95". |
| Drivetrain | SRAM Dual Drive rear derailleur & Single-Side shifter, Dual Drive single ring crankset with guard. |
| Brakeset | Tektro alloy direct pull brakes with Tektro Tenera comfort levers. |
| Cockpit | Hi-rise comfort bar, adjustable-rise alloy stem, suspension seatpost, Jamis Comfort saddle. |



| | |
|--------|---|
| Sizes | Mens: 13.5", 15.5", 18", 21", 14.5", Ladies: 14.5", 17.5" |
| Color | Ano Silver/Ano Dark Silver or Ano Silver/Ano Steel Blue |
| Weight | 32.75 lbs. |

EXPLORER 3.0

The Explorer 3.0 takes the same robust, lightweight aluminum chassis and RockShox Metro fork of the Explorer 4.0, and mates them with a more conventional Shimano Acera mountain bike drivetrain. A Sport Comfort 80mm-rise handlebar, suspension seatpost and Sport Comfort saddle let you run errands and cruise the local bike paths in easygoing comfort.



| | |
|------------|---|
| Frame | 6061 TIG-welded aluminum, sloping double triangle frame, replaceable derailleur hanger. |
| Fork | Rock Shox Metro suspension, 50mm travel. |
| Wheels | Weinmann 520 black alloy rims, Formula alloy sealed hubs with QR, stainless steel spokes. |
| Tires | Jamis Sport Comfort tread with puncture resistant casing, 1.95". |
| Drivetrain | Shimano Acera derailleurs, Acera EF-29 Easyfire shifters, RPM crankset with guard. |
| Brakeset | Tektro alloy direct pull brakes with Shimano Acera forged alloy levers. |
| Cockpit | Hi-rise comfort bar, adjustable-rise alloy stem, suspension seatpost, Jamis Comfort saddle. |



| | |
|--------|---|
| Sizes | Mens: 13.5", 15.5", 18", 21", Ladies: 14.5", 17.5" |
| Color | Ano Silver/Ano Black, Ano Silver/Ano Red or Ano Silver/Ano Aqua |
| Weight | 33.25 lbs. |

EXPLORER 2.0

The Explorer 2.0 proves you can have a sensible, fun town bike that isn't boring and dull. With big 1.95-inch wide puncture resistant tires for smooth-rolling pedaling and sure-footed cornering, a suspension seatpost and Jamis Comfort saddle, the Explorer 2.0 makes for a fast, basic way to get around town or have a little weekend fun.



| | |
|------------|---|
| Frame | 6061 TIG-welded aluminum, sloping double triangle frame, replaceable derailleur hanger. |
| Fork | SR M3000 suspension, 50mm travel. |
| Wheels | Weinmann 520 black alloy rims, Formula alloy sealed hubs with QR, stainless steel spokes. |
| Tires | Jamis Sport Comfort tread with puncture resistant casing, 1.95". |
| Drivetrain | Shimano Altus derailleurs, Shimano Revo twist shifters, RPM crankset with guard. |
| Brakeset | Tektro alloy direct pull brakes with Tektro Tenera comfort levers. |
| Cockpit | Hi-rise comfort bar, adjustable-rise alloy stem, suspension seatpost, Jamis Comfort saddle. |



| | |
|--------|--|
| Sizes | Mens: 13.5", 15.5", 18", 21", Ladies: 14.5", 17.5" |
| Color | Ano Silver/Ano Blue, Ano Black/Ano Silver or Ano Silver/Ano Rose |
| Weight | 33.00 lbs. |

EXPLORER 1.0

The Explorer 1.0 is the ultimate in simple, fun transportation. The lightweight aluminum frame and 21-speed Shimano derailleurs make light work of uphill (and plenty of scoot if you want to pedal downhill). The big 1.95-inch wide tires provide plenty of cushion, assisted by the suspension seatpost and Jamis Comfort saddle with high-memory foam that shapes itself to you for optimal support, for in-town cruising fun.



| | |
|------------|---|
| Frame | 7005 TIG-welded aluminum, sloping double triangle frame, replaceable derailleur hanger. |
| Fork | Hi-Tensile carbon steel uncrown. |
| Wheels | Alloy 26 x 1.5" rims, Formula alloy sealed hubs with QR, stainless steel spokes. |
| Tires | Jamis Sport Comfort tread with puncture resistant casing, 1.95". |
| Drivetrain | Shimano New Tourney TX-50 rea derailleurs, SRAM GripShift, Alloy crankset with guard. |
| Brakeset | Alloy direct pull brakes with Tektro Tenera comfort levers. |
| Cockpit | Hi-rise comfort bar, adjustable-rise alloy stem, suspension seatpost, Jamis Comfort saddle. |



| | |
|--------|--|
| Sizes | 13.5", 15.5", 18", 21", Ladies: 14.5", 17.5" |
| Color | Dark Silver, Radium Blue or Baby Doll Pink |
| Weight | 31.00 lbs. |

CRUISERS



There's something about a cruiser's timeless styling that just makes people smile. Maybe it's that newsboy look, or the confident whoosh of those big balloon tires. Or maybe it's because cruisers remind us how much fun riding can be.

A Jamis cruiser is an up-to-the-minute refresh of the timeless cruiser. Lightweight aluminum frames and modern, almost zero-maintenance components make our cruisers lighter, easier to pedal and faster than their historical forebears.

You'll feel right at home perched on a plush cruiser saddle. Your hands fall naturally onto the soft grips of the wide handlebar, and with the first turn of the pedals you're free. Our new, wide-contact cruiser tires offer a big, smooth-rolling footprint for stability

and cornering confidence, and a magic carpet ride that positively sings as though every road were new asphalt.

We offer back-to-basics single-speeds, four- and seven-speeders that combine pedaling ease with minimal complexity, and your choice of simple hand brakes or no-frills coaster brakes. And every Jamis cruiser features that upright, see-all-around perspective and comfortable riding position that helps you spot things you'd never notice looking through a windshield.

It's a fact—every neighborhood looks better from a cruiser saddle. Take a cruise through your own neighborhood on a Jamis, and you'll see things in a brighter, more golden light. It's a feel-good machine for your body and your soul.



EARTH CRUISER 4

Swoopy, classic styling meets modern comfort in the Earth Cruiser 4. The EC4 has an almost effortless ride, thanks to its lightweight aluminum frame and nearly maintenance-free Shimano Nexus 4-speed hub. A new, elastomer-sprung saddle is a step up from squeaky steel springs, with a no-slip top cover and smooth, thigh-gliding sides. With soft-to-the-touch kraton grips and our custom broad-contact tires for smooth-rolling performance, the EC4 is the ultimate bicycle for the boardwalk, or simply cruising the neighborhood.



| | |
|------------|--|
| Frame | 7005 TIG-welded aluminum, contemporary cruiser design, with chainguard & alloy kickstand. |
| Fork | Hi-Tensile carbon steel unicrown. |
| Wheels | Alex Zuma alloy rims with alloy sealed front & Shimano 4-speed rear hubs, stainless steel spokes. |
| Tires | Jamis Cruiser Control Comfort tread, 2.125", blackwall with reflective stripe. |
| Drivetrain | Shimano Nexus 4-speed rear hub with 23t cog, alloy crank with alloy compact disc chainring. |
| Brakeset | Shimano rear coaster brake. |
| Cockpit | Jamis Cruise Control Comfort bar, alloy hi-rise stem, alloy seat post, Jamis Sport Comfort saddle. |



| | |
|--------|--|
| Sizes | Mens: Medium 18.5", Large 21.5" Ladies: X-Small 15.5", Small 17.5" |
| Color | Mens: Candy Red, Gloss Black, Super Blue Ladies: Candy Red, Gloss Black, Pearl Blue, Super Blue |
| Weight | 31.50 lbs. |

EARTH CRUISER 1

The Earth Cruiser 1 is a simplified version of its EC4 big brother, with bolder styling. Same durable, lightweight aluminum chassis, elastomer-sprung comfort saddle and smooth-rolling tires, but with a no-nonsense, single-speed Shimano coaster brake drivetrain and an all new satin paint finish guaranteed to turn heads.




| | |
|------------|--|
| Frame | 7005 TIG-welded aluminum, contemporary cruiser design, with chainguard & alloy kickstand. |
| Fork | Hi-Tensile carbon steel unicrown. |
| Wheels | Alex Zuma alloy rims with alloy sealed front & Shimano coaster rear hubs, stainless steel spokes. |
| Tires | Jamis Cruiser Control Comfort tread, 2.125", blackwall with reflective stripe. |
| Drivetrain | Alloy crank with alloy compact disc chainring, Cruiser Comfort pedals with non-slip insert. |
| Brakeset | Shimano rear coaster brake. |
| Cockpit | Jamis Cruise Control Comfort bar, alloy hi-rise stem, alloy seat post, Jamis Sport Comfort saddle. |



| | |
|--------|---|
| Sizes | Mens: Medium 18.5", Large 21.5" Ladies: X-Small 15.5", Small 17.5" |
| Color | Men: Ano Black, Ano Red, Ano Silver Lady: Ano Mint, Ano Pearl Blue, Ano Pink |
| Weight | 27.75 lbs. |

EARTH CRUISER 2

Don't be fooled by the Earth Cruiser 2's timeless glossy finish and simple character—this is a modern-day cruiser. The EC2's cantilevered lines and painted chainguard recall classic cruisers, but our 21st century frame design, elastomer-sprung saddle and wide-contact tires make it lighter and more comfortable to ride than any old-school single-speeder.




| | |
|------------|--|
| Frame | Hi-Tensile carbon steel, contemporary cruiser design, with chainguard & alloy kickstand. |
| Fork | Hi-Tensile carbon steel unicrown. |
| Wheels | Alex Zuma alloy rims with alloy sealed front & Shimano coaster rear hubs, stainless steel spokes. |
| Tires | Jamis Cruiser Control Comfort tread, 2.125", blackwall with reflective stripe. |
| Drivetrain | Forged 1-pc steel crank with compact disc chainring, Cruiser Comfort pedals with non-slip insert. |
| Brakeset | Shimano rear coaster brake. |
| Cockpit | Jamis Cruise Control Comfort bar, alloy hi-rise stem, alloy seat post, Jamis Sport Comfort saddle. |



| | |
|--------|--|
| Sizes | Mens: Medium 18.5", Large 21.5" Ladies: X-Small 15.5", Small 17.5" |
| Color | Mens: Candy Red, Gloss Black, Super Blue Ladies: Candy Red, Gloss Black, Pearl Blue, Super Blue |
| Weight | 33.50 lbs. |

BOSS CRUISER 7

The Boss blends mountain bike practicality and cruiser sensibility into a uniquely comfortable city bike and weekend cruiser. While most cruisers make do with just one or two sizes, the Boss comes in six sizes for a perfect fit—essential for comfort. A no-fuss 7-speed drivetrain with twist shifter makes it fast. The plush Cheeks saddle, adjustable-rise stem and upright riding position let you avoid neck and back strain, cruising in comfort on the wide, smooth-rolling whitewall tires.




| | |
|------------|--|
| Frame | 7005 TIG-welded aluminum, with chainguard and alloy kickstand. |
| Fork | Hi-Tensile carbon steel unicrown. |
| Wheels | Alex Zuma alloy rims with alloy sealed hubs, stainless steel spokes. |
| Tires | Jamis Cruiser Control Comfort tread, 2.125", whitewall. |
| Drivetrain | Shimano Tourney TX-70 rear derailleur, SRAM GripShift, Alloy crank & chainring. |
| Brakeset | Tektro alloy direct pull brakes with Tektro Tenera comfort levers. |
| Cockpit | Jamis Cruise Control Comfort bar, alloy hi-rise stem, alloy seat post, Cheeks II saddle. |



| | |
|--------|---|
| Sizes | Mens: 17.5", 19.5", 21.5", 23.5", Ladies: 14.5", 17.5" |
| Color | Mens: Ano Black, Ano Blue, Ano Silver, Candy Red, Super Blue Ladies: Ano Pink, Candy Red, Mint, Pearl Blue, Super Blue |
| Weight | 33.25 lbs. |

BOSS CRUISER COASTER

The Boss Cruiser Coaster offers single-speed cruiser simplicity, but comes in six perfect-fit sizes for more comfort and pedaling ease. The lightweight frame and robust, nearly zero-maintenance components make this Boss as carefree as a bicycle gets. Our ultra-plush Cheeks saddle, wide handlebar and upright seating position give you a safe and secure see-over-traffic view, and lets you revel in the simple joy of near-silent pedaling.



| | |
|------------|--|
| Frame | 7005 TIG-welded aluminum, with chainguard and alloy kickstand. |
| Fork | Hi-Tensile carbon steel unicrown. |
| Wheels | Alex Zuma alloy rims with alloy sealed front hub & Shimano coaster rear, stainless steel spokes. |
| Tires | Jamis Cruiser Control Comfort tread, 2.125", whitewall. |
| Drivetrain | Alloy crank with alloy compact disc chainring, Cruiser Comfort pedals with non-slip insert. |
| Brakeset | Shimano rear coaster brake. |
| Cockpit | Jamis Cruise Control Comfort bar, alloy hi-rise stem, alloy seat post, Cheeks II saddle. |



| | |
|--------|--|
| Sizes | Mens: 17.5", 19.5", 21.5", 23.5" Ladies: 14.5", 17.5" |
| Color | Mens: Ano Black, Ano Blue, Ano Red, Candy Red, Super Blue Ladies: Ano Pink, Candy Red, Mint, Pearl Blue, Super Blue |
| Weight | 29.75 lbs. |

TAXI

With its lightweight aluminum frame and corrosion-resistant components, the aptly named Taxi is a rental fleet favorite on the Atlantic shore and Gulf coast. You'll love it for the upright pedaling position, supremely comfortable saddle and simple single-speed pedaling and coaster brake. Hail a Taxi—it makes every ride feel like a walk on the sand.

| | |
|------------|---|
| Frame | 7005 TIG-welded aluminum, with chainguard, alloy kickstand, and sealed headset with cover. |
| Fork | Hi-Tensile carbon steel unicrown. |
| Wheels | Alex X303 alloy rims with alloy sealed front & Shimano CB rear hubs, 105g stainless steel spokes. |
| Tires | Jamis Cruiser Control Comfort tread, 2.125", blackwall, with thorn-proof tubes. |
| Drivetrain | Alloy crank with alloy compact disc chainring, sealed cartridge bottom bracket, rust-less chain. |
| Brakeset | Shimano rear coaster brake. |
| Cockpit | Jamis cruiser bar with padded foam, alloy stem, alloy seat post with QR, original Cheeks saddle. |



| | |
|--------|---|
| Sizes | Mens: 17.5", 19.5", 21.5" Ladies: 17.5" x 26" wheel — 15.5" x 24" wheel — Girls: 10" x 20" wheel |
| Color | Gloss Black or Flame Red |
| Weight | 30.75 lbs. |



YOUTH SERIES



We don't cut corners with any of our bikes, but when it comes to our kids' bikes we take that to extremes. Riding a bike is second nature to most of us, but we often forget how hard it was to learn how. We have kids too, and we want them to love cycling the way we do.

We stack the deck to make cycling easy, which makes it fun. We use proportionately sized parts like cranks, grips and saddles, because a proper fit translates to proper control. We feature low-standover frames that make getting on and off simple, with stable handling that boosts confidence. And we go out of our way to keep our kids' bikes light.

Nobody benefits from a lightweight bike more than a child. If you think about it, asking a 60-pound kid to pedal a cheap, heavy kids' bike is like asking the typical adult to ride a 130-pound

single-speed. You probably couldn't do it—and you already know how to ride a bike. That's why most of our kids' bicycles feature lightweight aluminum frames, which help ease that learning curve and make cycling more enjoyable. Plus they're strong and durable, which means they'll be good hand-me-downs for some time to come.

Your kids won't notice any of the stuff we do to make cycling easy and safe, but you will. They'll see the eye-catching graphics, fun rides and lots of smiles. You'll see the safety pads, the chainguards and sturdy construction.

Your kids will think they got up on two wheels on their own. But you'll know that you helped, running alongside, and that you got them started on the right bike. Make it a Jamis.

LURCH 2.0

The Lurch 2.0 was a big hit last year, and it just got a whole lot better. This is a serious trail/jump bike, newly reinforced with burly gussets at the head tube/top tube/down tube joint for unyielding strength. It's built for the harsh world of dirt, vert and trails, so we used a 4130 tri-moly steel frame with tapered and ovalized top and downtubes, for burly strength and big-jump, hard-landing ruggedness. A big U-brake, SST Oryg cable detangler and 48-spoke wheels mean this isn't just built for show, but built for big air and any stunts you want to pull.

| | |
|------------|---|
| Frame | 4130 Trimoly main frame, tapered/oval top & down tubes, oversized stays, 1 1/8" head tube. |
| Fork | Chromoly unicrown with butted steerer, 1 1/8" threadless. |
| Wheels | Alex 48H alloy rims, alloy large flange 48H hubs with 14mm axles, stainless steel spokes. |
| Tires | CST Dirt, 1.95". |
| Drivetrain | Tubular Chromoly crank with 44T alloy chainring, alloy platform pedals with replaceable pins. |
| Brakeset | Tektro alloy U-brake rear, Tektro alloy lever, SST Oryg detangler. |
| Cockpit | Threadless alloy stem, 635 x 195 bars, micro-adjust alloy seatpost, Jamis Jump saddle. |



| | |
|--------|------------|
| Sizes | 10" Frame |
| Color | Ano Grey |
| Weight | 31.00 lbs. |

LURCH 1.0

Almost 90 percent of the performance you'll find in the Lurch 2.0, but at a significantly reduced price, so kids will smile (and mom and dad, too). The heavy-duty steel frame is tough, rugged and built to last. It's newly reinforced with heavy-duty gussets bolstering the headtube/toptube/downtube joint, with aggressive trail geometry and components that will hold up under kids hooked on jumps and tricks. This Lurch is ready to launch!

| | |
|------------|--|
| Frame | Hi-tensile carbon steel frame, tapered/oval top & down tubes, oversized stays, 1 1/8" head tube. |
| Fork | Hi-tensile carbon steel unicrown with chromoly steerer, 1 1/8" threadless. |
| Wheels | Alex 48H alloy rims, alloy large flange 48H hubs with 14mm axles, nickel plated spokes. |
| Tires | CST Dirt, 1.95". |
| Drivetrain | Forged chromoly 175mm crank with 44T chainring, alloy platform pedals with replaceable pins |
| Brakeset | Alloy U-brake rear, alloy lever, SST Oryg detangler |
| Cockpit | Threadless alloy stem, 600 x 150 bars, micro-adjust alloy seatpost, Jamis Jump saddle. |



| | |
|--------|------------|
| Sizes | 10" Frame |
| Color | Ano Red |
| Weight | 32.00 lbs. |

RANGER SX 24”

We take our easy-to-ride Ranger performance mountain bike, and scale it down for 24-inch wheels. We use a proportionately sized frame, match it to a size-appropriate SR M3000 50mm-travel fork, and keep the full-size Ranger’s ride-over-anything feel and performance. GripShift shifters make working through the 21-speed drivetrain intuitively simple, and let this youth bike keep up with the big kids-but at a small kid price.



| | |
|------------|---|
| Frame | 7005 TIG-welded aluminum, tapered/oval top & down tubes, oversized stays. |
| Fork | SR M3000, suspension, 50mm travel. |
| Wheels | Alloy 24 x 1.5" rims with QR front & rear hubs, nickel plated spokes. |
| Tires | CST ATB knobbies, 1.95". |
| Drivetrain | Shimano Tourney TX30 rear derailleur, SRAM 21-spped GripShift, Alloy crankset with guard. |
| Brakeset | Alloy direct pull brakes and levers. |
| Cockpit | XC riser bar, threadless alloy “shorty” stem, micro-adjust alloy seatpost, Jamis XC saddle. |



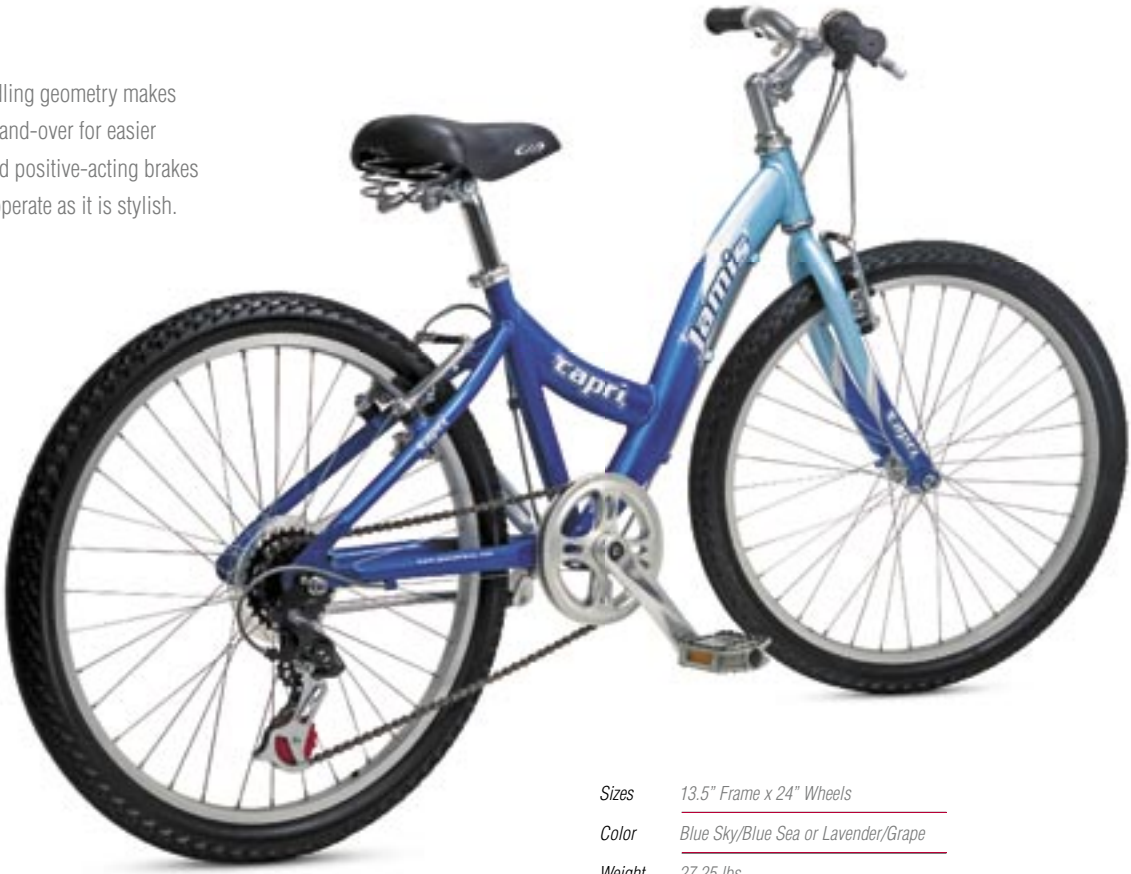
| | |
|--------|--------------------------|
| Sizes | 13.5" Frame x 24" Wheels |
| Color | Ano Black or Ano Blue |
| Weight | 28.75 lbs |

CAPRI 24”

The Capri’s lightweight aluminum frame and easy-handling geometry makes riding easier. Its unique Y-style frame provides a low stand-over for easier mounts and dismounts, while the 7-speed GripShift and positive-acting brakes with proportionately sized levers make this as easy to operate as it is stylish. Kids love it because it’s easy to ride and lots of fun. You’ll love it because it’s safe and dependable.



| | |
|------------|--|
| Frame | 7005 TIG-welded aluminum low stand-over Y-style frame design, with alloy kickstand. |
| Fork | Hi-tensile carbon steel unicrown |
| Wheels | Alloy rims 24 x 1.5", chrome plated front & rear hubs with nutted axles, nickel plated spokes. |
| Tires | CST ATB knobbies, 1.95". |
| Drivetrain | Shimano TX30 rear derailleur, SRAM 7-speed Grip Shift, Alloy single ring crankset with guard. |
| Brakeset | Alloy direct pull brakes and levers. |
| Cockpit | Angle adjustable alloy stem, comfort-type riser bar, clamp, Capri comfort saddle with springs. |



| | |
|--------|-------------------------------------|
| Sizes | 13.5" Frame x 24" Wheels |
| Color | Blue Sky/Blue Sea or Lavender/Grape |
| Weight | 27.25 lbs. |

FESTER 20”

Fester’s lightweight aluminum frame and easy-to-use 6-speed drivetrain make this one of the most simple, full-featured bikes you can get for little mountain bikers. A double-sided chainguard and positive, reliable brakes make it safe as well as fun, while the flame-red styling gives it the flash to appeal to budding boy and girl racers alike.

| | |
|------------|--|
| Frame | 7005 TIG-welded aluminum, tapered/oval top & down tubes, oversized stays. |
| Fork | Hi-Tensile carbon steel unicrown. |
| Wheels | Alloy 20 x 1.5" rims, heavy duty hubs with nutted axles, nickel plated spokes. |
| Tires | CST ATB knobbies, 2.0", blackwall. |
| Drivetrain | Shimano TX-30 rear derailleur, SRAM 6-speed GripShift, Alloy crank with double-sided chainguard. |
| Brakeset | Alloy direct pull brakes and levers. |
| Cockpit | XC riser bar, angle-adjustable alloy stem, micro-adjust alloy seatpost, Jamis Jump saddle. |



| | |
|--------|------------------------|
| Sizes | 10" Frame x 20" Wheels |
| Color | Flame Red |
| Weight | 23.75 lbs. |

CAPRI 20”

The Capri 2.0 is a friendly transition bike from single-speed coaster brake bikes to hand brakes and shifters. You get the same low stand-over Y-style frame as the Capri 2.4, but sized for 20-inch wheels. A double-sided chainguard, slip-resistant pedals and positive-acting brakes make it a safe, easy bike to ride and learn with.

| | |
|------------|---|
| Frame | 7005 TIG-welded aluminum, low stand-over Y-style frame design, with alloy kickstand. |
| Fork | Hi-tensile carbon steel unicrown |
| Wheels | Alloy 20 x 1.5" rims, chrome plated front & rear hubs with nutted axles, nickel plated spokes. |
| Tires | CST ATB knobbies, 1.95". |
| Drivetrain | Shimano TX30 rear derailleur, SRAM GripShift, Alloy single ring crank with 2-sided chainguard |
| Brakeset | Alloy direct pull brakes and levers. |
| Cockpit | Angle adjustable alloy stem, comfort type riser bar, Capri comfort saddle with single loop springs. |



| | |
|--------|------------------------|
| Sizes | 10" Frame x 20" Wheels |
| Color | Magenta |
| Weight | 24.75 lbs. |

LASER 20”

The Laser 2.0 features the same frame design as our rugged off-road Fester 2.0, but with a BMX inspired parts pick. Stable geometry and an easy-to-operate hand brake, with rear coaster, make this an ideal transition bike to bridge the gap between single-speed coaster brake bikes and multi-speed mountain bikes.



| | |
|------------|--|
| Frame | 7005 TIG-welded aluminum, MX double triangle frame design, with kickstand. |
| Fork | Hi-tensile carbon steel unicrown. |
| Wheels | Alloy 20 x 1.75" rims, chrome plated front & KT coaster brake rear hubs, nickel plated spokes. |
| Tires | CST BMX, 1.95". |
| Drivetrain | Cold forged 1-pc crank with compact disc chainring, 36 x 18T gearing, with chainguard. |
| Brakeset | Alloy direct pull rear with full alloy brake lever, and rear coaster brake. |
| Cockpit | Alloy MX stem, BMX bars 150 x 580mm, with safety pad and bell, Junior BMX padded saddle. |



| | |
|--------|------------------------|
| Sizes | 10" Frame x 20" Wheels |
| Color | Ano Black or Ano Red |
| Weight | 24.50 lbs. |

STARLITE 20”

Colorful graphics and handlebar tassels give the Starlite a playful look to match its easy-to-ride demeanor. The low stand-over Y-style frame simplifies mounts and dismounts, and the Starlite's proportionately sized crank and grips help it fit small bodies for more confident pedaling and steering control that maximizes smiles and safety.



| | |
|------------|--|
| Frame | 7005 TIG-welded aluminum, low stand-over comfort frame design, with kickstand. |
| Fork | Hi-tensile carbon steel unicrown. |
| Wheels | Alloy 20 x 1.75" rims, chrome plated front & KT coaster brake rear hubs, nickel plated spokes. |
| Tires | CST Street, 1.75". |
| Drivetrain | Cold forged 1-pc crank with compact disc chainring, 36 x 18T gearing, with chainguard. |
| Brakeset | Alloy direct pull rear with full alloy brake lever, and rear coaster brake. |
| Cockpit | Alloy MX stem, Hi-rise bars with comfort sweep, safety pad and bell, padded saddle with springs. |



| | |
|--------|---------------------------------------|
| Sizes | 10" Frame x 20" Wheels |
| Color | Silver/Pearl Blue or Watermelon/Grape |
| Weight | 24.50 lbs. |

LASER 16”

BMX styling and graphics make this look like a big boy's bike, but it's sized for small hands and bodies, with sure-footed 16-inch tires and slip-resistant pedals that help make learning to ride fun. Tough and rugged, for durability, but easy to ride so those training wheels won't be on for long!



| | |
|------------|---|
| Frame | Low stand-over MX double triangle frame design, MX Hi-Ten tubing, with training wheels. |
| Fork | Hi-tensile carbon steel unicrown. |
| Wheels | Chrome plated 16" rims, chrome plated front & KT coaster brake rear hubs, nickel plated spokes. |
| Tires | CST BMX, 1.75". |
| Drivetrain | Cold forged 1-pc crank with compact disc chainring, 36 x 18T gearing, with chainguard. |
| Brakeset | KT rear coaster brake. |
| Cockpit | Alloy MX stem, BMX bars 140 x 560mm width, with safety pad and bell, Junior BMX padded saddle. |



| | |
|--------|-------------------------|
| Sizes | 8" Frame x 16" Wheels |
| Color | Ano Blue or Race Yellow |
| Weight | 25.50 lbs. |

MISS DAISY 16”

Just ring the bell, and it brings a smile to kid's faces. Miss Daisy's kid-friendly frame has low stand-over, for easy mounts and dismounts, with a kickstand, handlebar tassels, safety pad and padded, sprung comfort saddle. It's a fun bike that's easy to learn on, with rugged construction that makes this a good starter bike as well as a future hand-me-down.



| | |
|------------|--|
| Frame | Low stand-over comfort frame design, MX Hi-Ten tubing, with kickstand. |
| Fork | Hi-tensile carbon steel unicrown. |
| Wheels | Chrome plated 16" rims, chrome plated front & KT coaster brake rear hubs, nickel plated spokes. |
| Tires | CST Street, 1.75". |
| Drivetrain | Cold forged 1-pc crank with compact disc chainring, 36 x 18T gearing, with chainguard. |
| Brakeset | KT rear coaster brake. |
| Cockpit | Alloy MX stem, Hi-rise bars with comfort sweep, safety pad and bell, padded saddle with springs. |



| | |
|--------|-------------------------|
| Sizes | 8" Frame x 16" Wheels |
| Color | Grape or Baby Doll Pink |
| Weight | 25.50 lbs. |

HOT ROD 12”

Drag racer styling, full fenders and a bold chainguard give this small kid’s bike the look that makes them want to ride, “Just like the big boys.” Removable training wheels and the low-stand-over frame design make the Hot Rod easy to ride, with a downsized crank and grips that fit small bodies and help build confidence.

- Frame** Low stand-over safety-style frame design, MX Hi-Ten tubing, with training wheels and fenders.
- Fork** Hi-tensile carbon steel unicrown.
- Wheels** Chrome plated 12” rims, chrome plated front & KT coaster brake rear hubs, nickel plated spokes.
- Tires** CST Street, 2.125”.
- Drivetrain** Cold forged 1-pc crank with compact disc chainring, 28 x 16T gearing, with chainguard.
- Brakeset** KT rear coaster brake.
- Cockpit** Alloy safety stem, BMX bars 120 x 460mm, with safety pad and bell, Junior BMX padded saddle.



| | |
|--------|-----------------------|
| Sizes | 6” Frame x 12” Wheels |
| Color | Radium Blue |
| Weight | 20.50 lbs. |

LADYBUG 12”

Girls can’t resist the Lady Bug’s fun graphics and happy-sounding bell. This playful bike just begs to be ridden. Its easy-to-ride design makes every kid a fast learner on the bike, with a simple-to-use, confidence-inspiring coaster brake and removable training wheels. It’s built for a parent’s sensibility, but with a kid’s eye toward fun and ease of use that’ll make it a winner in your family.

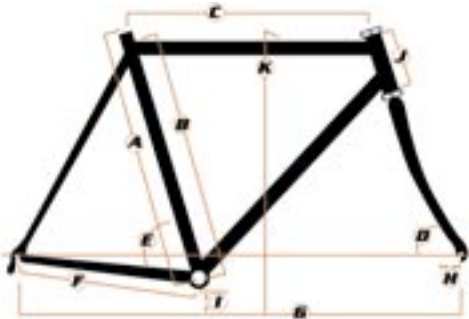
- Frame** Low stand-over Y-style frame design, MX Hi-Ten tubing, with training wheels and fenders.
- Fork** Hi-tensile carbon steel unicrown.
- Wheels** Chrome plated 12” rims, chrome plated front & KT coaster brake rear hubs, nickel plated spokes.
- Tires** CST Street, 2.125”.
- Drivetrain** Cold forged 1-pc crank with compact disc chainring, 28 x 16T gearing, with chainguard.
- Brakeset** KT rear coaster brake.
- Cockpit** Alloy safety stem, Mid-rise bars with comfort sweep, safety pad and bell, Lil’ Girls comfort saddle.



| | |
|--------|-----------------------|
| Sizes | 6” Frame x 12” Wheels |
| Color | Baby Doll Pink |
| Weight | 20.50 lbs. |



2005 JAMIS GEOMETRY



- A = Size
- B = Seat Tube, Center of BB to top of TT
- C = Effective TT Length
- D = Head Tube Angle
- E = Seat Tube Angle
- F = Chainstay
- G = Wheelbase
- H = Fork Rake
- I = Bottom Bracket Height
- J = Head Tube
- K = Standover

FULL SUSPENSION

inches/mm

| MODEL | SIZE | CENTER of BB to TO of TT | EFFECTIVE TT LENGTH | HEAD TUBE ANGLE | SEAT TUBE ANGLE | CHAINSTAY | WHEELBASE | FORK RAKE | BB HEIGHT | HEADTUBE | STANDOVER |
|-----------------|------|--------------------------|---------------------|-----------------|-----------------|-----------|------------|-----------|-----------|----------|-----------|
| DAKAR XC PRO | 13" | 12.44/316 | 21.10/536 | 71° | 74.5° | 16.73/425 | 40.43/1027 | 1.50/38 | 12.20/310 | 4.53/115 | 27.38/695 |
| DAKAR XC COMP | 15" | 13.31/338 | 22.05/560 | 71° | 74.5° | 16.73/425 | 41.34/1050 | 1.50/38 | 12.20/310 | 4.53/115 | 28.55/725 |
| DAKAR XC EXPERT | 17" | 15.91/404 | 22.87/581 | 71° | 74° | 16.73/425 | 42.01/1067 | 1.50/38 | 12.20/310 | 4.92/125 | 29.87/759 |
| | 19" | 17.44/443 | 23.74/603 | 71° | 74° | 16.73/425 | 42.91/1090 | 1.50/38 | 12.20/310 | 5.51/140 | 30.98/787 |
| | 21" | 17.44/443 | 24.08/612 | 71° | 73.5° | 16.73/425 | 43.15/1096 | 1.50/38 | 12.20/310 | 6.89/175 | 31.62/803 |
| DAKAR XLT 3.0 | 13" | 12.32/313 | 21.14/537 | 68.5° | 74.5° | 17.13/435 | 42.20/1072 | 1.50/38 | 12.80/325 | 4.72/120 | 28.54/725 |
| DAKAR XLT 2.0 | 15" | 13.31/338 | 21.42/544 | 68.5° | 74.5° | 17.13/435 | 42.32/1075 | 1.50/38 | 12.80/325 | 4.72/120 | 29.17/741 |
| DAKAR XLT 1.0 | 17" | 14.13/359 | 22.52/572 | 68.5° | 74° | 17.13/435 | 43.58/1107 | 1.50/38 | 12.80/325 | 4.72/120 | 30.00/762 |
| | 19" | 16.85/428 | 23.23/590 | 68.5° | 74° | 17.13/435 | 44.02/1118 | 1.50/38 | 12.80/325 | 4.72/120 | 31.22/793 |
| | 21" | 17.91/455 | 24.06/611 | 68.5° | 73.5° | 17.13/435 | 44.84/1139 | 1.50/38 | 12.80/325 | 5.71/145 | 32.60/828 |
| DAKAR SPORT | 13" | 12.46/317 | 21.14/537 | 71° | 74.5° | 16.73/425 | 40.43/1027 | 1.50/38 | 12.20/310 | 3.94/100 | 27.17/690 |
| DAKAR | 15" | 13.31/338 | 22.05/560 | 71° | 74.5° | 16.73/425 | 41.34/1050 | 1.50/38 | 12.20/310 | 3.94/100 | 28.23/717 |
| | 17" | 15.89/404 | 22.87/581 | 71° | 74° | 16.73/425 | 42.01/1067 | 1.50/38 | 12.20/310 | 4.33/110 | 29.80/757 |
| | 19" | 17.44/443 | 23.74/603 | 71° | 74° | 16.73/425 | 42.91/1090 | 1.50/38 | 12.20/310 | 5.12/130 | 30.94/786 |
| | 21" | 17.44/443 | 24.09/612 | 71° | 73.5° | 16.73/425 | 43.15/1096 | 1.50/38 | 12.20/310 | 6.50/165 | 31.50/800 |

HARDTAILS

inches/mm

| MODEL | SIZE | CENTER of BB to TO of TT | EFFECTIVE TT LENGTH | HEAD TUBE ANGLE | SEAT TUBE ANGLE | CHAINSTAY | WHEELBASE | FORK RAKE | BB HEIGHT | HEADTUBE | STANDOVER |
|-------------------|-------|--------------------------|---------------------|-----------------|-----------------|-----------|------------|-----------|-----------|----------|-----------|
| DRAGON | 13" | 12.13/308 | 21.25/540 | 70.5° | 74° | 16.73/425 | 40.38/1026 | 1.50/38 | 11.69/297 | 3.74/95 | 26.30/668 |
| DAKOTA XC | 15" | 14.13/359 | 22.24/565 | 71° | 73.5° | 16.73/425 | 41.02/1042 | 1.50/38 | 11.69/297 | 3.94/100 | 27.76/705 |
| EXILE | 17" | 16.14/410 | 22.99/584 | 71° | 73.5° | 16.73/425 | 41.81/1062 | 1.50/38 | 11.69/297 | 4.33/110 | 29.17/741 |
| | 19" | 18.15/461 | 23.74/603 | 71.5° | 73° | 16.73/425 | 42.17/1071 | 1.50/38 | 11.69/297 | 5.12/130 | 30.71/780 |
| | 21" | 20.12/511 | 24.13/613 | 71.5° | 73° | 16.73/425 | 42.60/1082 | 1.50/38 | 11.69/297 | 6.69/170 | 32.52/826 |
| KOMODO FX 2.0 | 14" | 12.76/324 | 22.24/565 | 67.5° | 71.5° | 16.73/425 | 42.24/1073 | 1.61/41 | 12.80/325 | 4.72/120 | 29.21/742 |
| KOMODO FX 1.0 | 16.5" | 14.33/364 | 23.43/595 | 67.5° | 71.5° | 16.73/425 | 43.43/1103 | 1.61/41 | 12.80/325 | 5.12/130 | 30.39/772 |
| | 18.5" | 16.26/413 | 24.61/625 | 67.5° | 71.5° | 16.73/425 | 44.65/1134 | 1.61/41 | 12.80/325 | 5.51/140 | 31.06/806 |
| DAKOTA-AL | 12" | 10.12/257 | 21.19/538 | 70.5° | 74° | 16.73/425 | 40.32/1024 | 1.50/38 | 11.69/297 | 4.13/105 | 26.46/672 |
| | 14" | 11.97/304 | 21.96/558 | 70.5° | 74° | 16.73/425 | 41.09/1044 | 1.50/38 | 11.69/297 | 4.13/105 | 27.36/695 |
| | 17" | 15.00/381 | 22.77/578 | 71° | 73.5° | 16.73/425 | 41.54/1055 | 1.50/38 | 11.69/297 | 4.33/110 | 29.29/744 |
| | 19" | 17.01/432 | 23.25/591 | 71° | 73.5° | 16.73/425 | 42.05/1068 | 1.50/38 | 11.69/297 | 5.12/130 | 30.71/780 |
| | 21" | 18.98/482 | 23.75/603 | 71.5° | 73° | 16.73/425 | 42.20/1072 | 1.50/38 | 11.69/297 | 6.50/165 | 32.13/816 |
| DURANGO SX | 12" | 11.14/283 | 21.19/538 | 70.5° | 74° | 16.73/425 | 40.32/1024 | 1.50/38 | 11.69/297 | 4.13/105 | 26.46/672 |
| DURANGO SPT SX | 14" | 12.87/327 | 21.96/558 | 70.5° | 74° | 16.73/425 | 41.09/1044 | 1.50/38 | 11.69/297 | 4.13/105 | 27.56/700 |
| | 17" | 15.83/402 | 22.77/578 | 71° | 73.5° | 16.73/425 | 41.54/1055 | 1.50/38 | 11.69/297 | 4.33/110 | 29.29/744 |
| | 19" | 17.80/452 | 23.25/591 | 71° | 73.5° | 16.73/425 | 42.05/1068 | 1.50/38 | 11.69/297 | 5.12/130 | 30.67/779 |
| | 21" | 19.76/502 | 23.75/603 | 71.5° | 73° | 16.73/425 | 42.20/1072 | 1.50/38 | 11.69/297 | 6.50/165 | 32.28/820 |
| CROSS COUNTRY 2.0 | 12" | 10.98/279 | 20.67/525 | 70.5° | 74° | 16.73/425 | 40.08/1018 | 1.77/45 | 11.69/297 | 4.13/105 | 26.22/666 |
| CROSS COUNTRY 1.0 | 14" | 12.48/317 | 21.46/545 | 70.5° | 74° | 16.73/425 | 40.87/1038 | 1.77/45 | 11.69/297 | 4.13/105 | 27.24/692 |
| | 17" | 15.51/394 | 22.05/560 | 71° | 73.5° | 16.73/425 | 41.10/1044 | 1.77/45 | 11.69/297 | 4.33/110 | 29.06/738 |
| | 19" | 17.48/444 | 22.64/575 | 71° | 73.5° | 16.73/425 | 41.73/1060 | 1.77/45 | 11.69/297 | 5.12/130 | 30.47/774 |
| | 21" | 19.41/493 | 23.43/595 | 71.5° | 73° | 16.73/425 | 42.17/1071 | 1.77/45 | 11.69/297 | 6.50/165 | 32.09/815 |
| RANGER SX | 12" | 10.67/271 | 20.67/525 | 70.5° | 74° | 16.73/425 | 40.04/1017 | 1.77/45 | 11.69/297 | 4.13/105 | 26.22/666 |
| RANGER XR | 14" | 12.68/322 | 21.46/545 | 70.5° | 74° | 16.73/425 | 40.83/1037 | 1.77/45 | 11.69/297 | 4.13/105 | 27.48/698 |
| | 17" | 15.67/398 | 22.05/560 | 71° | 73.5° | 16.73/425 | 41.06/1043 | 1.77/45 | 11.69/297 | 4.33/110 | 29.21/742 |
| | 19" | 17.64/448 | 22.64/575 | 71° | 73.5° | 16.73/425 | 41.69/1059 | 1.77/45 | 11.69/297 | 5.12/130 | 30.59/777 |
| | 21" | 19.61/498 | 23.43/595 | 71.5° | 73° | 16.73/425 | 42.17/1071 | 1.77/45 | 11.69/297 | 6.50/165 | 32.20/818 |
| | 12L | 8.03/204 | 20.67/525 | 70.5° | 74° | 16.93/430 | 40.28/1023 | 1.77/45 | 11.69/297 | 4.13/105 | 24.49/622 |
| | 14.5L | 9.09/231 | 20.91/531 | 70° | 73° | 16.93/430 | 40.31/1024 | 1.77/45 | 11.69/297 | 4.33/110 | 25.20/640 |
| | 17.5L | 9.09/231 | 22.09/561 | 70.5° | 72.5° | 16.93/430 | 41.18/1046 | 1.77/45 | 11.69/297 | 5.51/140 | 25.59/650 |
| | | | | | | | | | | | |



ROAD

inches/mm

| MODEL | SIZE | CENTER of BB to ToF of TT | EFFECTIVE TT LENGTH | HEAD TUBE ANGLE | SEAT TUBE ANGLE | CHAINSTAY | WHEELBASE | FORK RAKE | BB HEIGHT | HEADTUBE | STANDOVER |
|---------------|--------------------|---------------------------|---------------------|-----------------|-----------------|-----------|------------|-----------|-----------|-----------|-----------|
| XENITH TEAM | 48cm | 16.42/418 | 20.28/515 | 72.5° | 73° | 15.94/405 | 37.13/943 | 1.69/43 | 10.47/266 | 3.94/100 | 27.91/713 |
| XENITH PRO | 51cm | 18.11/460 | 20.87/530 | 73° | 73° | 15.94/405 | 37.52/953 | 1.69/43 | 10.47/266 | 4.72/120 | 29.09/743 |
| | 54cm | 18.78/478 | 21.46/545 | 73° | 73° | 15.94/405 | 38.11/968 | 1.69/43 | 10.47/266 | 5.51/140 | 29.80/761 |
| | 56cm | 19.61/498 | 22.24/565 | 73° | 73° | 15.94/405 | 38.90/988 | 1.69/43 | 10.47/266 | 6.30/160 | 30.55/780 |
| | 58cm | 20.24/514 | 22.83/580 | 73° | 73° | 15.94/405 | 39.49/1003 | 1.69/43 | 10.47/266 | 7.09/180 | 31.18/796 |
| | 61cm | 20.91/531 | 23.31/592 | 73° | 73° | 15.94/405 | 39.96/1015 | 1.69/43 | 10.47/266 | 7.87/200 | 31.85/813 |
| ECLIPSE | 47cm | 18.50/470 | 20.04/509 | 71° | 75° | 15.98/406 | 38.50/978 | 1.97/50 | 10.59/269 | 3.35/85 | 28.90/734 |
| | 49cm | 19.29/490 | 20.63/524 | 72.5° | 75° | 15.98/406 | 38.31/973 | 1.69/43 | 10.59/269 | 3.54/90 | 29.53/750 |
| | 51cm | 20.04/509 | 20.94/532 | 73° | 74.5° | 15.98/406 | 38.31/973 | 1.69/43 | 10.59/269 | 4.13/105 | 30.23/768 |
| | 53cm | 20.83/529 | 21.26/540 | 73° | 74° | 16.14/410 | 38.55/980 | 1.69/43 | 10.59/269 | 4.72/120 | 30.87/784 |
| | 55cm | 21.65/550 | 21.85/555 | 73° | 73.5° | 16.14/410 | 38.98/990 | 1.69/43 | 10.59/269 | 5.51/140 | 31.61/803 |
| | 57cm | 22.48/571 | 22.44/570 | 73.5° | 73° | 16.34/415 | 39.37/1000 | 1.69/43 | 10.59/269 | 6.10/155 | 32.28/820 |
| | 59cm | 23.27/591 | 22.80/579 | 74° | 73° | 16.34/415 | 39.57/1005 | 1.69/43 | 10.59/269 | 6.89/175 | 33.07/840 |
| | 61cm | 24.02/610 | 23.46/596 | 74° | 72.5° | 16.34/415 | 39.96/1015 | 1.69/43 | 10.59/269 | 7.48/190 | 33.70/856 |
| | COMET | XS | 16.54/420 | 20.12/511 | 71° | 75° | 15.98/406 | 38.43/976 | 1.97/50 | 10.59/269 | 3.35/85 |
| VENTURA COMP | XS (VENTURA SPORT) | 15.28/388 | 20.12/511 | 71° | 75° | 15.98/406 | 38.43/976 | 1.97/50 | 10.59/269 | 3.35/85 | 27.24/692 |
| VENTURA SPORT | S | 17.95/456 | 20.87/530 | 72.5° | 74.5° | 15.98/406 | 38.31/973 | 1.69/43 | 10.59/269 | 5.12/130 | 29.63/753 |
| | M | 19.33/491 | 21.65/550 | 73° | 74.5° | 16.14/410 | 39.09/993 | 1.69/43 | 10.59/269 | 5.31/135 | 30.39/772 |
| | L | 20.16/512 | 22.64/575 | 73.5° | 73° | 16.34/415 | 39.53/1004 | 1.69/43 | 10.59/269 | 6.89/175 | 31.46/799 |
| | XL | 21.54/547 | 23.62/600 | 74° | 72.5° | 16.34/415 | 40.12/1019 | 1.69/43 | 10.59/269 | 7.87/200 | 32.60/828 |
| QUEST | XS | 15.35/390 | 20.16/512 | 71° | 74.5° | 16.34/415 | 38.78/985 | 1.97/50 | 10.59/269 | 3.35/85 | 27.24/692 |
| SATELLITE | 50cm | 19.69/500 | 21.06/535 | 72.5° | 74° | 16.34/415 | 38.74/984 | 1.69/43 | 10.43/265 | 3.94/100 | 30.12/765 |
| | 53cm | 20.87/530 | 21.42/544 | 72.5° | 73° | 16.34/415 | 38.74/984 | 1.69/43 | 10.43/265 | 4.72/120 | 31.04/788 |
| | 55cm | 21.65/550 | 21.65/550 | 72.5° | 73° | 16.34/415 | 38.98/990 | 1.69/43 | 10.43/265 | 5.31/135 | 31.69/805 |
| | 57cm | 22.44/570 | 22.24/565 | 73° | 73° | 16.34/415 | 39.37/1000 | 1.69/43 | 10.43/265 | 5.91/150 | 32.40/823 |
| | 59cm | 23.23/590 | 22.64/575 | 73.5° | 72.5° | 16.34/415 | 39.37/1000 | 1.69/43 | 10.43/265 | 6.50/165 | 33.07/840 |
| | 62cm | 24.41/620 | 23.43/595 | 73.5° | 72.5° | 16.34/415 | 40.12/1019 | 1.69/43 | 10.43/265 | 7.56/192 | 34.13/867 |
| TRILOGY | 51cm | 20.08/510 | 20.67/525 | 73° | 76° | 14.96/380 | 37.60/955 | 1.69/43 | 10.79/274 | 5.12/130 | 30.79/782 |
| | 54cm | 21.26/540 | 21.06/535 | 73° | 76° | 14.96/380 | 38.03/966 | 1.69/43 | 10.79/274 | 6.30/160 | 31.93/811 |
| | 56cm | 22.05/560 | 21.85/555 | 73° | 76° | 14.96/380 | 38.86/987 | 1.69/43 | 10.79/274 | 7.09/180 | 32.68/830 |
| | 58cm | 22.83/580 | 22.64/575 | 73° | 76° | 14.96/380 | 39.69/1008 | 1.69/43 | 10.79/274 | 7.87/200 | 33.46/850 |
| | 61cm | 24.02/610 | 23.03/585 | 73° | 76° | 14.96/380 | 40.16/1020 | 1.69/43 | 10.79/274 | 9.06/230 | 34.61/879 |
| | NOVA | XS | 14.45/367 | 20.20/513 | 71° | 74.5° | 16.73/425 | 39.25/997 | 1.97/50 | 10.93/278 | 3.35/85 |
| | 49cm | 19.29/490 | 20.67/525 | 71° | 74.5° | 16.73/425 | 39.45/1002 | 1.69/43 | 10.93/278 | 3.54/90 | 30.28/769 |
| | 51cm | 20.08/510 | 21.26/540 | 71.5° | 73.5° | 16.73/425 | 39.50/1003 | 1.69/43 | 10.93/278 | 3.94/100 | 30.87/784 |
| | 53cm | 20.87/530 | 21.85/555 | 71.5° | 73.5° | 16.73/425 | 40.11/1019 | 1.69/43 | 10.93/278 | 4.33/110 | 31.46/799 |
| | 55cm | 21.65/550 | 22.44/570 | 72° | 73° | 16.73/425 | 40.33/1024 | 1.69/43 | 10.93/278 | 4.72/120 | 32.05/814 |
| | 57cm | 22.44/570 | 23.03/585 | 72° | 73° | 16.73/425 | 40.93/1040 | 1.69/43 | 10.93/278 | 5.55/141 | 32.83/834 |
| | 60cm | 23.62/600 | 23.62/600 | 72.5° | 72.5° | 16.73/425 | 41.14/1044 | 1.69/43 | 10.93/278 | 6.38/162 | 33.82/859 |
| AURORA | XS | 14.57/370 | 20.20/513 | 70.5° | 74° | 17.32/440 | 39.84/1012 | 1.97/50 | 10.79/274 | 3.35/85 | 27.01/686 |
| | 50cm | 19.69/500 | 21.06/535 | 72° | 74° | 17.32/440 | 40.24/1022 | 1.97/50 | 10.79/274 | 3.94/100 | 30.45/774 |
| | 53cm | 20.87/530 | 21.46/545 | 72° | 73° | 17.32/440 | 40.24/1022 | 1.97/50 | 10.79/274 | 4.72/120 | 31.38/797 |
| | 55cm | 21.65/550 | 21.65/550 | 72° | 73° | 17.32/440 | 40.43/1027 | 1.97/50 | 10.79/274 | 5.31/135 | 32.13/816 |
| | 57cm | 22.44/570 | 22.05/560 | 72° | 72° | 17.32/440 | 40.43/1027 | 1.97/50 | 10.79/274 | 5.91/150 | 32.72/831 |
| | 59cm | 23.23/590 | 22.44/570 | 72.5° | 72° | 17.32/440 | 40.63/1032 | 1.97/50 | 10.79/274 | 6.50/165 | 33.42/849 |
| | 62cm | 24.41/620 | 23.23/590 | 72.5° | 72° | 17.32/440 | 41.38/1051 | 1.97/50 | 10.79/274 | 7.09/180 | 34.28/871 |

STREET/ SPORT COMFORT

inches/mm

| MODEL | SIZE | CENTER of BB to TO of TT | EFFECTIVE TT LENGTH | HEAD TUBE ANGLE | SEAT TUBE ANGLE | CHAINSTAY | WHEELBASE | FORK RAKE | BB HEIGHT | HEADTUBE | STANDOVER |
|--------------|-------|--------------------------|---------------------|-----------------|-----------------|-----------|------------|-----------|-----------|----------|-----------|
| CODA ELITE | 16" | 15.16/385 | 21.46/545 | 71° | 74° | 17.13/435 | 40.48/1028 | 1.69/43 | 11.22/285 | 3.74/95 | 28.07/713 |
| CODA COMP | 17.5" | 16.65/423 | 22.05/560 | 71° | 74° | 17.13/435 | 41.11/1044 | 1.69/43 | 11.22/285 | 4.33/110 | 29.25/743 |
| | 19.5" | 18.62/473 | 22.44/570 | 72° | 73.5° | 17.13/435 | 40.95/1040 | 1.69/43 | 11.22/285 | 4.92/125 | 30.71/780 |
| | 21.5" | 20.67/525 | 23.03/585 | 72° | 73.5° | 17.13/435 | 41.55/1055 | 1.69/43 | 11.22/285 | 5.51/140 | 32.13/816 |
| | 23" | 22.20/564 | 23.43/595 | 72° | 73.5° | 17.13/435 | 41.97/1066 | 1.69/43 | 11.22/285 | 6.10/155 | 33.19/843 |
| CODA SPORT | 16" | 15.16/385 | 21.46/545 | 71° | 74° | 17.13/435 | 40.77/1035 | 1.97/50 | 11.22/285 | 3.74/95 | 28.72/729 |
| | 17.5" | 16.65/423 | 22.05/560 | 71° | 74° | 17.13/435 | 41.39/1051 | 1.97/50 | 11.22/285 | 4.33/110 | 29.70/754 |
| | 19.5" | 18.62/473 | 22.44/570 | 72° | 73.5° | 17.13/435 | 41.22/1047 | 1.97/50 | 11.22/285 | 4.92/125 | 30.99/787 |
| | 21.5" | 20.67/525 | 23.03/585 | 72° | 73.5° | 17.13/435 | 41.84/1063 | 1.97/50 | 11.22/285 | 5.51/140 | 32.92/836 |
| | 23" | 22.20/564 | 23.43/595 | 72° | 73.5° | 17.13/435 | 42.25/1073 | 1.97/50 | 11.22/285 | 6.10/155 | 33.22/844 |
| TANGIER | 14.5" | 13.62/346 | 21.50/546 | 71° | 74° | 17.52/445 | 41.30/1049 | 1.97/50 | 11.22/285 | 4.72/120 | 28.31/719 |
| | 16.5" | 15.24/387 | 22.11/562 | 71° | 74° | 17.52/445 | 41.89/1064 | 1.97/50 | 11.22/285 | 4.72/120 | 29.33/745 |
| | 18.5" | 17.46/443 | 22.48/571 | 72° | 73.5° | 17.52/445 | 41.69/1059 | 1.97/50 | 11.22/285 | 4.72/120 | 30.63/778 |
| | 20.5" | 19.48/495 | 23.06/586 | 72° | 73.5° | 17.52/445 | 42.28/1074 | 1.97/50 | 11.22/285 | 5.12/130 | 31.89/810 |
| | 22" | 21.02/534 | 23.46/596 | 72° | 73.5° | 17.52/445 | 42.68/1084 | 1.97/50 | 11.22/285 | 5.71/145 | 32.91/836 |
| | 14.5L | 9.27/235 | 21.49/546 | 71° | 74° | 17.52/445 | 41.26/1048 | 1.97/50 | 11.22/285 | 3.74/95 | 25.47/647 |
| | 17.5L | 10.06/255 | 21.88/556 | 71° | 73.5° | 17.52/445 | 41.46/1053 | 1.97/50 | 11.22/285 | 4.33/110 | 26.22/666 |
| ARAGON | 14.5" | 13.43/341 | 21.50/546 | 71° | 74° | 17.52/445 | 41.26/1048 | 1.97/50 | 11.22/285 | 3.74/95 | 28.56/725 |
| CITIZEN | 16.5" | 14.57/370 | 22.13/562 | 71° | 74° | 17.52/445 | 41.89/1064 | 1.97/50 | 11.22/285 | 4.13/105 | 29.64/753 |
| | 18.5" | 17.20/437 | 22.48/571 | 72° | 73.5° | 17.52/445 | 41.69/1059 | 1.97/50 | 11.22/285 | 4.13/105 | 30.60/777 |
| | 20.5" | 19.25/489 | 23.07/586 | 72° | 73.5° | 17.52/445 | 42.24/1073 | 1.97/50 | 11.22/285 | 4.13/105 | 31.57/802 |
| | 22" | 20.75/527 | 23.46/596 | 72° | 73.5° | 17.52/445 | 42.68/1084 | 1.97/50 | 11.22/285 | 5.12/130 | 32.79/833 |
| | 14.5L | 9.27/235 | 21.49/546 | 71° | 74° | 17.52/445 | 41.26/1048 | 1.97/50 | 11.22/285 | 3.74/95 | 26.69/678 |
| | 17.5L | 10.06/255 | 21.88/556 | 71° | 73.5° | 17.52/445 | 41.46/1053 | 1.97/50 | 11.22/285 | 4.33/110 | 27.32/694 |
| COMMUTER | 14.5" | 13.39/340 | 21.50/546 | 71° | 74° | 17.52/445 | 40.98/1041 | 1.77/45 | 11.22/285 | 3.74/95 | 27.44/697 |
| | 16.5" | 15.28/388 | 22.13/562 | 71° | 74° | 17.52/445 | 41.61/1057 | 1.77/45 | 11.22/285 | 4.13/105 | 28.70/729 |
| | 18.5" | 17.17/436 | 22.48/571 | 72° | 73.5° | 17.52/445 | 41.42/1052 | 1.77/45 | 11.22/285 | 4.33/110 | 29.84/758 |
| | 20.5" | 19.21/488 | 23.07/586 | 72° | 73.5° | 17.52/445 | 42.01/1067 | 1.77/45 | 11.22/285 | 4.33/110 | 30.91/785 |
| | 22" | 20.75/527 | 23.46/596 | 72° | 73.5° | 17.52/445 | 42.44/1078 | 1.77/45 | 11.22/285 | 5.31/135 | 32.13/816 |
| | 14.5L | 9.49/241 | 21.49/546 | 71° | 74° | 17.52/445 | 40.94/1040 | 1.77/45 | 11.22/285 | 3.74/95 | 25.00/635 |
| | 17.5L | 10.28/261 | 21.88/556 | 71° | 73.5° | 17.52/445 | 41.26/1048 | 1.77/45 | 11.22/285 | 4.33/110 | 25.67/652 |
| EXPLORER 4.0 | 13.5" | 11.57/294 | 21.06/535 | 70° | 72° | 16.73/445 | 39.96/1015 | 1.77/45 | 11.69/297 | 4.72/120 | 26.69/678 |
| EXPLORER 3.0 | 15.5" | 13.46/342 | 21.65/550 | 70° | 72° | 16.73/445 | 40.55/1030 | 1.77/45 | 11.69/297 | 5.51/140 | 28.11/714 |
| EXPLORER 2.0 | 18" | 15.94/405 | 22.64/575 | 70° | 72° | 16.73/445 | 41.57/1056 | 1.77/45 | 11.69/297 | 6.89/175 | 30.12/765 |
| EXPLORER 1.0 | 21" | 18.94/481 | 23.43/595 | 70° | 72° | 16.73/445 | 42.40/1077 | 1.77/45 | 11.69/297 | 8.27/210 | 32.32/821 |
| | 14.5L | 9.25/235 | 20.67/525 | 70° | 72° | 16.73/445 | 39.76/1010 | 1.77/45 | 11.69/297 | 5.51/140 | 25.24/641 |
| | 17.5L | 9.33/237 | 22.05/560 | 70° | 72° | 16.73/445 | 41.22/1046 | 1.77/45 | 11.69/297 | 6.89/175 | 25.71/653 |

CRUISERS

inches/mm

| MODEL | SIZE | CENTER of BB to TO of TT | EFFECTIVE TT LENGTH | HEAD TUBE ANGLE | SEAT TUBE ANGLE | CHAINSTAY | WHEELBASE | FORK RAKE | BB HEIGHT | HEADTUBE | STANDOVER |
|----------------|--------|--------------------------|---------------------|-----------------|-----------------|-----------|------------|-----------|-----------|----------|-----------|
| EARTH CRUISERS | 18.5" | 17.82/453 | 22.91/582 | 69° | 70° | 18.50/470 | 42.72/1085 | 1.77/45 | 10.71/272 | 4.13/105 | 26.93/684 |
| | 21.5 | 20.11/511 | 24.02/610 | 69° | 70° | 18.50/470 | 43.82/1113 | 1.77/45 | 10.71/272 | 5.12/130 | 28.19/716 |
| | 15.5"L | 7.72/196 | 21.81/554 | 69° | 70° | 18.50/470 | 41.61/1057 | 1.77/45 | 10.71/272 | 4.13/105 | 17.46/443 |
| | 17.5"L | 8.89/226 | 22.91/582 | 69° | 70° | 18.50/470 | 42.72/1085 | 1.77/45 | 10.71/272 | 4.13/105 | 18.03/458 |
| BOSS CRUISERS | 17.5" | 16.02/407 | 22.32/567 | 69° | 70° | 18.70/475 | 42.28/1074 | 1.57/40 | 10.71/272 | 4.33/110 | 28.39/721 |
| TAXI | 19.5" | 17.91/455 | 22.68/576 | 70° | 70° | 18.70/475 | 42.09/1069 | 1.57/40 | 10.71/272 | 4.92/125 | 29.80/757 |
| | 21.5" | 20.00/508 | 23.39/594 | 70° | 70° | 18.70/475 | 42.83/1088 | 1.57/40 | 10.71/272 | 5.91/150 | 31.22/793 |
| | 23.5" | 22.01/559 | 23.39/594 | 70° | 70° | 18.70/475 | 42.83/1088 | 1.57/40 | 10.71/272 | 7.87/200 | 33.07/840 |
| | 14.5"L | 9.41/239 | 22.32/567 | 69° | 70° | 18.70/475 | 42.09/1069 | 1.57/40 | 10.71/272 | 4.33/110 | 24.21/615 |
| | 17.5L | 9.41/239 | 22.68/576 | 70° | 70° | 18.70/475 | 42.09/1069 | 1.57/40 | 10.71/272 | 4.33/110 | 24.25/616 |

YOUTH

inches/mm

| MODEL | SIZE | CENTER of BB to TO of TT | EFFECTIVE TT LENGTH | HEAD TUBE ANGLE | SEAT TUBE ANGLE | CHAINSTAY | WHEELBASE | FORK RAKE | BB HEIGHT | HEADTUBE | STANDOVER |
|----------------|---------|--------------------------|---------------------|-----------------|-----------------|-----------|-----------|-----------|-----------|----------|-----------|
| Ranger SX 2.4 | 13.5" B | 11.57/294 | 19.17/487 | 70° | 73° | 16.14/410 | 37.80/960 | 1.77/45 | 10.91/277 | 3.54/90 | 24.84/631 |
| Capri 2.4 | 13.5" G | 11.89/302 | 19.17/487 | 70° | 73° | 16.14/410 | 38.19/970 | 1.77/45 | 10.91/277 | 3.54/90 | 18.19/462 |
| Fester 2.0 | 11" B | 8.11/206 | 16.73/424 | 70° | 73° | 15.16/385 | 34.72/882 | 1.77/45 | 9.61/244 | 3.54/90 | 20.87/530 |
| Capri 2.0 | 11" G | 8.27/210 | 16.69/424 | 70° | 73° | 15.16/385 | 34.72/882 | 1.77/45 | 9.61/244 | 3.54/90 | 16.85/428 |
| Lurch 2.0/1.0 | 10" B | 9.21/234 | 21.73/552 | 74.5° | 71° | 15.00/381 | 37.72/958 | 1.38/35 | 12.17/309 | 3.94/100 | 22.95/583 |
| Laser 2.0 | 10" B | 8.66/220 | 17.52/445 | 71° | 71° | 15.16/385 | 34.76/883 | 1.97/50 | 10.00/254 | 3.54/90 | 20.87/530 |
| Starlite 2.0 | 10" G | 8.94/227 | 17.52/445 | 71° | 71° | 15.16/385 | 34.76/883 | 1.97/50 | 10.00/254 | 3.54/90 | 16.89/429 |
| Laser 1.6 | 8" B | 6.54/166 | 15.63/397 | 71° | 71.6° | 12.40/315 | 29.21/742 | 1.38/35 | 8.58/218 | 3.54/90 | 17.05/433 |
| Miss Daisy 1.6 | 9" G | 8.07/205 | 15.63/397 | 71° | 71.6° | 12.40/315 | 29.21/742 | 1.38/35 | 8.58/218 | 3.54/90 | 13.78/350 |
| HOT ROD 12" | 8" B | 6.69/170 | 11.73/298 | 71° | 72° | 10.04/255 | 23.23/590 | 0.79/20 | 7.56/192 | 3.15/80 | 13.43/341 |
| LADY BUG | 8" G | 6.69/170 | 11.73/298 | 71° | 72° | 10.04/255 | 23.23/590 | 0.79/20 | 7.56/192 | 3.15/80 | 13.43/341 |

| | DAKAR XLT 3.0 | DAKAR XLT 2.0 | DAKAR XLT 1.0 | DAKAR XLT | DAKAR XC PRO | DAKAR XC EXPERT | DAKAR COMP |
|----------------|--|---|---|---|--|--|---|
| Frame | Kinesium alloy main triangle and 7005 rear, cartridge bearing pivots, fully-active 4-bar linkage design, 90-125mm adjustable travel, Fox TALAS RLC shock, replaceable derailleur hanger, international disc brake mount. | Kinesium alloy main triangle and 7005 rear, cartridge bearing pivots, fully-active 4-bar linkage design, 125mm, Manitou Swinger Air SPV 4-way shock, replaceable derailleur hanger, international disc brake mount. | Kinesium alloy main triangle and 7005 rear, cartridge bearing pivots, fully-active 4-bar linkage design, 125mm, Manitou Swinger Air SPV 3-way shock, replaceable derailleur hanger, international disc brake mount. | 7005 aluminum all tubes, cartridge bearing pivots, fully-active 4-bar linkage design, 125mm, Fox Float R rear shock, replaceable derailleur hanger, international disc brake mount. | Kinesium alloy main triangle, carbon fiber seatstays & bell crank, 7005 chainstay, cartridge bearing pivots, fully-active 4-bar linkage design, 90mm travel, Fox FLOAT RP3 AVA shock, replaceable derailleur hanger, international disc brake mount. | Kinesium alloy main triangle, carbon fiber seatstays & bell crank, 7005 chainstay, cartridge bearing pivots, fully-active 4-bar linkage design, 90mm travel, Fox FLOAT R AVA shock, replaceable derailleur hanger, international disc brake mount. | Kinesium alloy main triangle and 7005 rear, cartridge bearing pivots, fully-active 4-bar linkage design, 90mm travel, Fox FLOAT R shock, replaceable derailleur hanger, international disc brake mount. |
| Fork | Fox Float Talas RLC, 90-130mm travel. | Manitou Minute 3:00, SPV, 130mm adjustable travel with Infinite Travel adjustor. | Manitou Minute 1:00, SPV, 100-130mm RTWD adjustable travel. | Fox Vanilla R, 130mm travel. | Fox FX, with inertia valve, 100mm travel. | Fox FRL, 100mm travel, with lock-out. | Manitou Black Super, 90-120mm RTWD adjustable travel. |
| Headset | WTB Team, Internal Cup type, 1 1/8". | WTB Team, Internal Cup type, 1 1/8". | WTB Race, Internal Cup type, 1 1/8". | WTB Race, Internal Cup type, 1 1/8". | WTB Team, Internal Cup type, 1 1/8". | WTB Team, Internal Cup type, 1 1/8". | WTB Race, Internal Cup type, 1 1/8". |
| Wheels | Mavic CrossMax XL wheelset, Maxtal SUP rims, FTS sealed cartridge disc hubs, Zicral spokes. | Mavic XM317 eyeleted disc rims, 32H, with Shimano Deore XT front and rear disc hubs, WTB 14g stainless steel spokes. | Mavic XM117 disc rims, 32H, with Shimano Deore front and rear disc hubs, WTB 14g stainless steel spokes. | WTB Speed Disc disc rims, 32H, with Shimano M475 front and rear disc hubs, WTB 14g stainless steel spokes. | Mavic XC717 eyeleted disc rims, 32H, with Shimano XTR front and rear center-lock disc hubs, WTB 14g stainless steel spokes. | Mavic XM317 eyeleted disc rims, 32H, with Shimano Deore XT front and rear center-lock disc hubs, WTB 14g stainless steel spokes. | Mavic XM117 disc rims, 32H, with Shimano Deore front and rear disc hubs, WTB 14g stainless steel spokes. |
| Tires | Hutchinson Spider, tubeless, 26 x 2.30", kevlar bead. | Hutchinson Spider, 26 x 2.30", kevlar bead. | Hutchinson Spider, 26 x 2.30", wire bead. | Hutchinson Spider, 26 x 2.30". | Hutchinson Bulldog TRC, 26 x 2.1", kevlar bead. | Hutchinson Bulldog Airlight, 26 x 2.1", kevlar bead. | Hutchinson Bulldog Airlight, 26 x 2.1", wire bead. |
| Derailleurs | Shimano XTR (hi-normal) rear, Deore XT 31.8mm conventional clamp/top pull front. | Shimano Deore XT (hi-normal) rear, Deore XT 31.8mm conventional clamp/top pull front. | Shimano Deore XT (hi-normal) rear, SRAM X7 31.8mm conventional clamp/top pull front. | SRAM X-7 rear, X-7 31.8mm conventional clamp/top pull front. | Shimano XTR (lo-normal) rear, XTR 31.8mm conventional clamp/top pull front. | Shimano Deore XT (lo-normal) rear, Deore XT 31.8mm conventional clamp/top pull front. | SRAM X-9 rear, X-7 31.8mm conventional clamp/top pull front. |
| Shifters | Shimano Deore XT, Rapidfire-SL, 27-speed. | Shimano Deore XT, Rapidfire-SL, 27-speed. | Shimano Deore, Rapidfire-SL, 27-speed. | SRAM X-7, Impulse Trigger-shift, 27-speed. | Shimano XTR, Dual Control, 27-speed. | Shimano Deore LX, Dual Control, 27-speed. | SRAM X-9, Impulse Trigger-shift, 27-speed. |
| Chain | Shimano HG-93. | Shimano HG-93. | Shimano CN-HG73. | Shimano CN-HG73. | Shimano CN-7701. | Shimano CN-HG93. | Shimano CN-HG73. |
| Freewheel | Shimano XT M760, 9-speed, 11-32. | Shimano HG50-L, 9-speed, 11-32. | SRAM Powerglide PG950, 9-speed, 11-32. | SRAM Powerglide PG-950, 9-speed, 11-32. | Shimano XTR, 9-speed, 12-34. | SRAM PowerGlide PG-970, 9-speed, 11-32. | SRAM Powerglide PG-950, 9-speed, 11-32. |
| Crankset | Shimano Deore XT, two-pc Hollowtech, 44/32/22, 170mm (13-15"), 170mm (13-15"), 175mm (17-21"). | TruVativ Stylo SL, 44/32/22, 170mm (13-15"), 175mm (17-21"). | TruVativ Hussefelt, 44/32/22, 170mm (13-15"), 175mm (17-21"). | TruVativ Hussefelt, 44/32/22, 170mm (13-15"), 175mm (17-21"). | Shimano XTR, two-pc Hollowtech, 44/32/22, 170mm (13-15"), 175mm (17-21"). | TruVativ Stylo Team, 44/32/22, 170mm (13-15"), 175mm (17-21"). | TruVativ Fire-X SL, 44/32/22, 170mm (13-15"), 175mm (17-21"). |
| Bottom Bracket | Shimano Deore XT, pipe billet. | TruVativ Giga-X, pipe billet. | TruVativ ISIS SPL-DH, 68 x 113mm. | TruVativ ISIS SPL-DH, 68 x 113mm. | Shimano XTR, pipe billet | TruVativ Giga-X, pipe billet. | TruVativ Giga-X, pipe billet. |
| Pedals | Crank Brothers Candy C clipless. | Crank Brothers Candy C clipless. | Shimano M505, clipless. | Shimano M505, clipless. | Crank Brothers Candy C clipless. | Crank Brothers Candy C clipless. | Shimano M505, clipless. |
| Brakeset | Avid Juicy Seven hydraulic disc brakes with Avid Juicy levers. | Avid Juicy Seven hydraulic disc brakes with Avid Juicy levers. | Hayes HFX-9 XC hydraulic disc brakes, with Hayes levers. | Hayes HFX-9 XC hydraulic disc brakes, with Hayes levers. | Shimano XTR hydraulic disc brakes with XTR Dual Control levers. | Shimano Deore LX hydraulic disc brakes with LX Dual Control levers. | Avid Juicy 5 hydraulic disc brakes with Avid Juicy levers. |
| Handlebar | TruVativ Team 31.8mm Riser Bar, triple butted 7050 alloy, 35mm rise x 640mm. | TruVativ XR 31.8mm Riser Bar, triple butted AL-66 alloy, 35mm rise x 640mm. | TruVativ L.E. 31.8mm Riser Bar, 6061 T-6 alloy, 35mm rise x 640mm. | TruVativ L.E. 31.8mm Riser Bar, 6061 T-6 alloy, 35mm rise x 640mm. | TruVativ Team Riser Bar, triple butted 7050 alloy, 25mm rise x 640mm. | TruVativ XR Riser Bar, triple butted AL-66 alloy, 25mm rise x 640mm. | TruVativ XR Riser Bar, triple butted AL-66 alloy, 25mm rise x 680mm. |
| Stem | TruVativ Team, 80mm x 5" (13" - 15"), 90mm x 5" (17" - 19"), 100mm x 5" (21"). | TruVativ XR, 75mm x 5" (13" - 15"), 90mm x 5" (17" - 19"), 105mm x 5" (21"). | TruVativ XR, 75mm x 5" (13" - 15"), 90mm x 5" (17" - 19"), 105mm x 5" (21"). | TruVativ XR, 75mm x 5" (13" - 15"), 90mm x 5" (17" - 19"), 105mm x 5" (21"). | TruVativ Team, 90mm x 5" (13" - 15"), 100mm x 5" (17"), 110mm x 5" (19"), 120mm x 5" (21"). | TruVativ XR, 90mm x 5" (13" - 15"), 100mm x 5" (17"), 110mm x 5" (19"), 120mm x 5" (21"). | TruVativ XR, 90mm x 5" (13" - 15"), 100mm x 5" (17"), 110mm x 5" (19"), 120mm x 5" (21"). |
| Grips | WTB Weinwolf, dual DNA compound. | WTB Weinwolf, dual DNA compound. | WTB Weinwolf, dual DNA compound. | WTB Weinwolf, dual DNA compound. | WTB DC Trail, dual DNA compound. | WTB DC Trail, dual DNA compound. | WTB DC Trail, dual DNA compound. |
| Seatpost | TruVativ Team Double Clamp, 350mm x 27.2mm with alloy clamp and QR. | TruVativ XR Double Clamp, 350mm x 27.2mm with alloy clamp and QR. | TruVativ XR Single Clamp, 350mm x 27.2mm with alloy clamp and QR. | TruVativ XR Single Clamp, 350mm x 27.2mm with alloy clamp and QR. | TruVativ Team Double Clamp, 350mm x 27.2mm with alloy clamp and crommo seatpin. | TruVativ XR Double Clamp, 350mm x 27.2mm with alloy clamp and crommo seatpin. | TruVativ XR Double Clamp, 350mm x 27.2mm with alloy clamp and QR. |
| Saddle | Fizik Plateau with leather top, nytek sides, scuff guards and crommo rails. | Fizik Plateau with leather top, nytek sides, scuff guards and crommo rails. | WTB Laser V Comp E with SL top & sides, steel rails. | WTB Laser V Comp with SL top & sides, steel rails. | Fizik Gobi with WingFlex carbon reinforced shell, Microtex top, and crommo rails. | Fizik Gobi with WingFlex carbon reinforced shell, Microtex top, and crommo rails. | WTB Pure V Race with SL top & sides, chrome scuff guards and crommo rails. |
| Sizes | 13", 15", 17", 19", 21" | 13", 15", 17", 19", 21" | 13", 15", 17", 19", 21" | 13", 15", 17", 19", 21" | 13", 15", 17", 19", 21" | 13", 15", 17", 19", 21" | 13", 15", 17", 19", 21" |
| Colors | Ano Slate | Ano Red | Ano Silver | Ano Black | Super Blue | Super Red | Ano Black |
| Weight | 28.75 lbs | 29.75 lbs | 31.75 lbs | 32.25 lbs | 26.25 lb | 27.25 lbs | 28.75 lbs |

| | DAKAR SPORT | DAKAR | DRAGON | DAKOTA XC | DAKOTA AL | EXILE | KOMODO FX 2.0 | KOMODO FX 1.0 | DURANGO SX | DURANGO SPORT SX | CROSS COUNTRY 2.0 | CROSS COUNTRY 1.0 | RANGER SX | RANGER XR |
|----------------|--|---|--|---|--|--|--|--|---|---|--|---|---|---|
| Frame | 7005 aluminum all tubes with gusseted down tube and box-section stays, fully-active 4-bar linkage design with 90mm rear travel, Fox Float air-sprung shock, replaceable derailleur hanger, international disc brake mount. | 7005 aluminum all tubes with gusseted down tube and box-section stays, fully-active 4-bar linkage design with 90mm rear travel, Fox Vanilla coil-over shock, replaceable derailleur hanger, international disc brake mount. | Reynolds 853 seamless air-hardened chromoly main tubes, reinforced head tube tubes, reinforced head tube collars, double butted cromos stays, Jamis lost wax dropouts, international disc brake mount. | Reynolds 631 seamless air-hardened chromoly main tubes, reinforced head tube tubes, reinforced head tube collars, double butted cromos stays, Jamis lost wax dropouts with eyelets, international disc brake mount. | 7005 triple-butted "Superlight" aluminum main tubes, S-bend/D-shaped stays, gusseted down tube, replaceable derailleur hanger, international disc brake mount. | Reynolds 520 double butted chromoly main tubes, double tapered cromos stays, forged dropouts with eyelets, international disc brake mount. | 7005 triple gauge aluminum main tubes, double gusseted main tubes, double D braced stays, replaceable derailleur hanger, international disc brake mount. | 7005 triple gauge aluminum main tubes, double gusseted main tubes, double D braced stays, replaceable derailleur hanger, international disc brake mount. | 7005 triple gauge aluminum main tubes, S-bend stays, gusseted down tube, replaceable derailleur hanger, international disc brake mount. | 7005 triple gauge aluminum main tubes, S-bend stays, gusseted down tube, replaceable derailleur hanger, international disc brake mount. | 6061 triple gauge aluminum main tubes and S-bend stays, gusseted down tube, replaceable derailleur hanger. | 6061 triple gauge aluminum main tubes and S-bend stays, gusseted down tube, replaceable derailleur hanger. | Enduro frame design, 7005 aluminum tubes, tapered/ovalized top tube, down tube & stays. | Enduro frame design, 7005 aluminum tubes, tapered/ovalized top tube, down tube & stays. |
| Fork | Manitou Splice Super, 100 - 130mm RTWD adjustable travel. | Manitou Splice Comp, 100mm travel. | Fox FRLT, with lock-out, 80mm travel. | Float FRL, with lock-out, 80mm travel. | Manitou Skareb Super Air, with TPC lock-out, 80mm travel. | Manitou Axel Super, with TPC lockout, 80mm travel. | Manitou Stance Flow, Hex Lock Axle, 120 - 150mm RTWD adjustable travel. | SR Duro D, hydraulic damping, 130mm travel. | Manitou Axel Comp, 80mm travel. | Manitou Six, 80mm travel. | SR XC-60, 75mm travel. | SR XC-50, 63mm travel. | SR M2000 suspension fork with coil spring, 50mm travel. | SR M2000 suspension fork with coil spring, 50mm travel. |
| Headset | Aheadset, STS-2K, 1 1/8". | Aheadset, STS-2K, 1 1/8". | Cane Creek S2 Aheadset, 1 1/8". | Aheadset, SAS, 1 1/8". | Aheadset, SAS, 1 1/8". | Aheadset, STS, 1 1/8". | Aheadset, SAS, 1 1/8". | TH threadless, steel cups, 1 1/8". | Aheadset, STS-2K, 1 1/8". | Tange TG-4 threadless, 1 1/8". | Tange TG-4 threadless, 1 1/8". | Tange TG-4 threadless, 1 1/8". | VP threadless, steel cups, 1 1/8", | VP threadless, steel cups, 1 1/8", |
| Wheels | WTB Speed Disc disc rims, 32H, with Formula Hi-Lo front and rear disc hubs, 14g black stainless steel spokes. | Weinmann Zac 2000 double wall rims, 32H, with Formula Hi-Lo front and rear disc hubs, 14g black stainless steel spokes. | Mavic CrossMax Disc SL wheelset, with 18/20H Maxtal rims, sealed cartridge QR FTS hubs, Zicral straight pull spokes. | Mavic XM317 eyeleted disc rims, 32H, with Shimano Deore front and rear disc hubs, WTB 14g stainless steel spokes. | Mavic XM117 rims, 32H, with Shimano Deore front and rear disc hubs, WTB 14g stainless steel spokes. | Alex TD17 disc rims, 32H, with Shimano M475 front and rear disc hubs, WTB 14g stainless steel spokes. | WTB Dual Duty FreeRide, 32H, with Formula thru-axle front and Shimano M475 rear disc hubs, WTB 14g stainless steel spokes. | Alex DP20 disc rims, 32H, with Formula front & rear disc hubs, WTB 14g stainless steel spokes. | WTB Speed Disc disc rims, 32H, with Formula Hi-Lo front & rear disc hubs, 14g stainless steel spokes. | Weinmann ZAC 2000 double wall rims, 32H, with Formula Hi-Lo front and rear disc hubs, 14g stainless steel spokes. | Weinmann ZAC19 double wall rims, 36H, with Formula alloy sealed QR front and freehub rear, 14g stainless steel spokes. | Weinmann 520 rims with brushed brake tracks, 36H, with Formula alloy sealed QR front and rear hubs, 14g stainless steel spokes. | Alloy 26 x 1.50" 36H rims with Formula Alloy quick release front & rear hubs, and 14g stainless steel spokes. | Alloy 26 x 1.50" 36H rims with ATB quick release front & rear hubs, and 14g nickel-plated spokes. |
| Tires | Hutchinson Scorpion, 26" x 2.0", wire bead. | Hutchinson Scorpion, 26" x 2.0", wire bead. | Hutchinson Python New Generation, tubeless, 26 x 2.0". | Hutchinson Bulldog TRC, 26 x 2.1", kevlar bead. | Hutchinson Bulldog Airlight, 26" x 2.1", wire bead. | Hutchinson Bulldog Airlight, 26" x 2.1", wire bead. | Hutchinson Spider, 26" x 2.30", wire bead. | Hutchinson Spider, 26" x 2.30", wire bead. | Hutchinson Scorpion, 26" x 2.0", wire bead. | CST Racing knobbie, 26" x 1.95", wire bead. | CST Racing knobbie, 26" x 1.95", wire bead. | CST Racing knobbie, 26" x 1.95", wire bead. | CST ATB, 26 x 1.95", blackwall. | CST ATB, 26 x 1.95", blackwall. |
| Derailleurs | Shimano Deore rear, Deore conventional clamp/top pull front. | Shimano Deore rear, Alivio 31.8mm conventional clamp/top pull front. | Shimano XTR (lo-normal) rear, XTR 28.6mm top swing/top pull front. | Shimano Deore XT (hi-normal) rear, Deore XT 28.6mm top swing/top pull front. | SRAM X-9 rear, X-7 31.8mm conventional clamp/top pull front. | SRAM X-7 rear, X-7 31.8mm conventional clamp/top pull front. | Shimano Deore rear, SRAM X-7 31.8mm top swing/top pull front. | Shimano Deore rear, Alivio 31.8mm top swing/top pull front. | Shimano Deore rear, Deore front 31.8mm top swing/top pull front. | Shimano Deore rear, Acera front 31.8mm top swing/top pull front. | SRAM 5.0 rear, SR XCR-504 31.8mm top pull front. | Shimano Altus rear, SRAM 3.0 front 31.8mm top swing/top pull front. | Shimano TX30 rear, and TZ30 top pull front. | Shimano TX30 rear, and TZ30 top pull front. |
| Shifters | Shimano Deore, Rapidfire SL, 27-speed. | Shimano Alivio, Rapidfire SL, 24-speed. | Shimano XTR Dual Control, 27-speed. | Shimano Deore XT, Rapidfire-SL, 27-speed. | SRAM X-7, Impulse Trigger-shift, 27-speed. | SRAM X-7, Impulse Trigger-shift, 27-speed. | Shimano Deore, Rapidfire SL, 27-speed. | Shimano Alivio, Rapidfire SL, 24-speed. | Shimano Deore, Rapidfire SL, 27-speed. | Shimano Acera, ST-EF35 EZ-Fire Plus,24-speed. | SRAM X-7, Impulse Trigger-shift, 27-speed. | Shimano Acera, ST-EF29 EZ-Fire Plus,24-speed. | Shimano Acera ST-EF29, EZ-Fire Plus, 21-speed. | SRAM GripShift, MRX-204, 21-speed. |
| Chain | KMC Z-9200. | KMC IG-31. | Shimano CN-7701. | Shimano CN-HG-93. | Shimano CN-HG73. | KMC CN-HG-73. | KMC CN-HG-73. | KMC CN-HG-73. | KMC Z-9000. | KMC IG-31. | KMC Z9000. | KMC IG-31. | KMC Z51. | KMC Z51. |
| Freewheel | SRAM Powerglide PG-950, 9-speed, 11-32. | SRAM Powerglide PG-830, 8-speed, 11-32. | Shimano XTR, 9-speed, 12-34. | Shimano XT M760, 9-speed, 11-32. | SRAM Powerglide PG-950, 9-speed, 11-32. | SRAM PowerGlide II 7.0, 9-speed, 11-32. | SRAM Powerglide PG-950, 9-speed, 11-32. | SRAM Powerglide PG-850, 8-speed, 11-32. | SRAM Powerglide PG-950, 9-speed, 11-32. | SRAM Powerglide PG-830, 8-speed, 11-32. | SRAM Powerglide PG-950, 9-speed, 11-32. | SRAM Powerglide PG-830, 8-speed, 11-32. | Indexed freewheel, 7-speed, 13-28T. | Indexed freewheel, 7-speed, 13-28T. |
| Crankset | TruVativ FireX, 44/32/22, 170mm (13-15"), 175mm (17-21"). | TruVativ IsoFlow, 42/32/22, 170mm (13-15"), 175mm (17-21"). | Shimano XTR, two-pc Hollowtech, 44/32/22, 170mm (13-15"), 175mm (17-21"). | TruVativ Stylo SL, 44/32/22, 170mm (13-15"), 175mm (17-21"). | TruVativ Fire-X SL, 44/32/22, 170mm (12-14"), 175mm (17-21"). | TruVativ FireX LR, 44/32/22, 170mm (13"- 15"), 175mm (17"-21"). | TruVativ Hussefelt, 36/26, polycarbonate rock guard, 170mm (14"), 175mm (16.5" – 18.5"). | TruVativ Hussefelt, 32/22, polycarbonate rock guard, 170mm (14"), 175mm (16.5" – 18.5"). | TruVativ 5D, 44/32/22, 170mm (12-14"), 175mm (17-21"). | TruVativ IsoFlow, 42/32/22, 170mm (12-14"), 175mm (17-21"). | TruVativ IsoFlow, 44/32/22, 170mm (12-21"). | SR XCC-150PB alloy compact, 42/32/22, 170mm (12-21"). | SR XCC-150PB alloy compact, 42/32/22, 170mm (12-21"). | SR XCC-150PB alloy compact, 42/32/22, 170mm (12-21"). |
| Bottom Bracket | TruVativ ISIS Drive SL, 68 x 113mm. | TruVativ Power Spline, 68 x 113mm. | Shimano XTR, pipe billet | TruVativ Giga-X, pipe billet. | TruVativ ISIS Drive SL, 68 x 113mm | TruVativ ISIS Drive SL, 68 x 113mm. | TruVativ ISIS-Drive DH, 68 x 113mm. | TruVativ ISIS-Drive DH, 68 x 113mm. | TruVativ sealed cartridge, 68 x 113mm. | TruVativ sealed cartridge, 68 x 113mm. | Cotterless bolt-type, sealed, boron axle, 68 x 124mm (2S). | Cotterless bolt-type, sealed, boron axle, 68 x 122.5mm (2PL). | Cotterless bolt type, 68mm x 119 (3P). | Cotterless bolt type, 68mm x 119 (3P). |
| Pedals | Wellgo, WPD-823, clipless. | Wellgo, WPD-823, clipless. | Crank Brothers Candy C clipless. | Crank Brothers Candy C clipless. | Shimano M505, clipless. | Shimano M505, clipless. | Flatbed alloy platform type with pedal spikes. | Flatbed alloy platform type with pedal spikes. | ATB platform, steel cage/resin body, with toe clips. | ATB platform, hi-impact resin cage & body, with toe clips. | ATB platform, hi-impact resin cage & body, toe clips attachable. | ATB platform, hi-impact resin cage & body, toe clips attachable. | ATB platform, hi-impact resin, toe clip attachable. | ATB platform, hi-impact resin, toe clip attachable. |
| Brakeset | Avid BB-5 cable-actuated disc brakes, with Avid FR-5 levers. | Tektro forged alloy linear pull brakes with Avid FR-5 alloy levers. | Shimano XTR, hydraulic disc brakes with XTR Dual Control levers. | Avid BB-7 disc brakes with Avid FR-5 levers. | Avid BB-5 cable actuated disc brakes with Avid FR-5 levers. | Avid BB-5 cable actuated disc brakes with Avid FR-5 levers. | Hayes HFEX-9 HD hydraulic disc brakes, 8" rotors front and rear, with Hayes levers. | Tektro Aquila, cable-actuated disc brakes with wavy rotors, Tektro RT-354A levers. | Tektro Aquila, cable-actuated disc brakes with wavy rotors, Tektro forged alloy levers. | Tektro IO cable-actuated disc brakes with Shimano Acera levers. | Tektro forged alloy direct pull brakes with Tektro forged alloy levers. | Tektro forged alloy direct pull brakes with Shimano Acera levers. | Alloy linear pull type with alloy linear pull type levers. | Alloy linear pull type with alloy linear pull type levers. |
| Handlebar | ATB Riser, alloy, 6" x 20mm rise x 620mm width. | ATB Riser, alloy, 6" x 20mm rise x 620mm width. | TruVativ Team Flat Bar, triple butted 7050 alloy, 5" x 580mm. | TruVativ XR Flat Bar, triple butted AL-66 alloy, 5" x 580mm. | TruVativ XR Flat Bar, triple butted AL-66 alloy, 5" x 580mm. | TruVativ XR Flat Bar, triple butted AL-66 alloy, 5" x 580mm. | TruVativ Hussefelt 31.8mm Riser Bar, 50mm rise x 640mm width. | Alloy 6061 T-6 Riser Bar, 31.8 bulge, 60mm rise x 680mm width. | ATB Riser, alloy, 6" x 20mm rise x 620mm width. | ATB Riser, alloy, 6" x 20mm rise x 620mm width. | ATB Riser, 6" x 20mm rise x 620mm width. | ATB Riser, 6" x 20mm rise x 620mm width. | ATB tapered, 6" sweep, 20mm rise x 620mm. | ATB tapered, 6" sweep, 20mm rise x 620mm. |
| Stem | Jamis alloy threadless, 90mm x 10" (13"), 105mm x 10" (15-17"), 120mm x 10" (19-21"). | Jamis alloy threadless, 90mm x 10" (13"), 105mm x 10" (15-17"), 120mm x 10" (19-21"). | TruVativ Team, 90mm x 5" (13"), 100mm x 5" (15"), 110mm x 5" (17"), 120mm x 5" (19" - 21"). | TruVativ XR, 90mm x 5" (13"), 100mm x 5" (15"), 110mm x 5" (17"), 120mm x 5" (19" - 21"). | TruVativ XR, 90mm x 5" (13"), 100mm x 5" (15"), 110mm x 5" (17"), 120mm x 5" (19" - 21"). | TruVativ XR, 90mm x 5" (13"), 100mm x 5" (15"), 110mm x 5" (17"), 120mm x 5" (19" - 21"). | TruVativ Hussefelt, 60mm x 7" (14" – 16.5"), 75mm x 7" (18.5"). | Alloy 4-bolt bar clamp threadless, 80mm x 10" (14" – 18.5"). | Jamis alloy threadless, 90mm x 10" (12"), 105mm x 10" (14-17"), 120mm x 10" (19-21"). | Jamis alloy threadless, 90mm x 10" (12-14"), 105mm x 10" (17"), 120mm x 10" (19-21"). | Jamis alloy threadless, 90mm (12-14"), 105mm (17"), 120mm x 10" (19-21"), all 10°. | Jamis alloy threadless, 90mm (12-14"), 105mm (17"), 120mm (19-21"), all 10°. | Jamis alloy threadless, 90mm (12-14"), 105mm (17"), 120mm (19-21"), all 10°. | Jamis alloy threadless, 90mm (12-14"), 105mm (17"), 120mm (19-21"), all 10°. |
| Grips | Kraton dual compound. | Kraton dual compound. | WTB DC Trail, dual DNA compound. | WTB DC Trail, dual DNA compound. | WTB DC Trail, dual DNA compound. | WTB DC Trail, dual DNA compound. | WTB Weirwolf, dual DNA compound. | WTB Weirwolf, dual DNA compound. | Kraton dual compound. | Kraton dual compound. | Kraton dual compound. | Kraton dual compound. | Kraton for Grip Shift. | Kraton for Grip Shift. |
| Seatpost | Alloy micro-adjust, 350mm x 27.2mm with alloy clamp and QR seatpin. | Alloy micro-adjust, 350mm x 27.2mm with alloy clamp and QR seatpin. | TruVativ Team Double Clamp, 350mm x 27.2mm with alloy clamp and cromos seatpin. | TruVativ XR Double Clamp, 350mm x 27.2mm with alloy clamp and cromos seatpin. | TruVativ XR Single Clamp, 350mm x 27.2mm with alloy clamp and cromos seatpin. | TruVativ XR Single Clamp, 350mm x 27.2mm with alloy clamp and QR. | TruVativ XR Double Clamp, 350mm x 27.2mm with alloy clamp and QR. | Alloy micro-adjust, 350mm x 27.2mm with alloy clamp and QR seatpin. | Alloy micro-adjust, 350mm x 27.2mm with alloy clamp and QR seatpin. | Alloy micro-adjust, 350mm x 27.2mm with alloy clamp and QR seatpin. | Alloy micro-adjust, 350mm x 27.2mm with alloy clamp and QR seatpin. | Alloy micro-adjust, 350mm x 27.2mm, with alloy clamp and QR seatpin. | Alloy microadjust, 27.2 x 300mm, with alloy clamp. | Alloy microadjust, 27.2 x 300mm, with alloy clamp. |
| Saddle | WTB Laser V Comp with SL top and steel rails. | WTB Speed V Sport with SL top and steel rails. | Fizik Gobi with WingFlex carbon reinforced shell, Microtex top, and cromos rails. | Fizik Gobi with WingFlex carbon reinforced shell, Microtex top, and cromos rails. | WTB Pure V Race with SL top & sides, chrome scuff guards and cromos rails. | WTB Speed V Comp with SL top and steel rails. | WTB Power V Comp, SL top & sides, 8mm steel rails. | WTB Power V Comp, SL top & sides, 8mm steel rails. | WTB Speed V Sport with SL top and steel rails. | WTB Speed V Sport with SL top and steel rails. | WTB Speed V Sport with SL top and steel rails. | WTB Speed V Sport with SL top and steel rails. | Jamis ATB with SL top, memory foam, steel rails, front and rear guards. | Jamis ATB with SL top, steel rails, front and rear guards. |
| Sizes | 13", 15", 17", 19", 21" | 13", 15", 17", 19", 21" | 13", 15", 17", 19", 21" | 13", 15", 17", 19", 21" | 12", 14", 17", 19", 21" | 13", 15", 17", 19", 21" | 14", 16.5", 18.5" | 14", 16.5", 18.5" | 12", 14", 17", 19", 21" | 12", 14", 17", 19", 21" | 12", 14", 17", 19", 21" | 12", 14", 17", 19", 21" | Mens: 12", 14", 17", 19", 21" Ladies: 12", 14.5", 17.5" | Mens: 12", 14", 17", 19", 21" Ladies: 12", 14.5", 17.5" |
| Colors | Ano Red | Ano Blue | Classic Red | Super Blue | Ano Grey | Ano Black | Ano Grey | Ano Silver | Ano Grey or Ano Silver | Ano Red or Ano Black | Ano Blue or Ano Grey | Ano Silver or Candy Red | Ano Black, Flame Red or Pearl Blue (Ladies Only) | Ano Black, Flame Red or Pearl Blue (Ladies Only) |
| Weight | 31.75 lbs | 32.00 lbs | 23.75 lbs | 25.50 lbs | 25.75 lbs | 28.75 lbs | 33.50 lbs | 32.75 lbs | 30.25 lbs | 31.25 lbs | 30.25 lbs | 31.25 lbs | 31.75 lbs | 32.50 lbs |

| | XENITH TEAM | XENITH PRO | ECLIPSE | COMET | QUEST | VENTURA COMP | VENTURA SPORT | | SATELLITE | TRILOGY | NOVA | AURORA | CODA ELITE | CODA COMP | CODA SPORT |
|----------------|---|---|---|--|--|--|--|--|---|--|---|---|--|---|--|
| Frame | Full carbon fiber composite frame including lugs, sloping top tube design, monostay seatstays, replaceable derailleur hanger. | Full carbon fiber composite frame including lugs, sloping top tube design, monostay seatstays, replaceable derailleur hanger. | Carbon fiber top tube, seat tube & seatstays, Reynolds 853 seamless air-hardened down tube, reinforced head tube collars, heat-treated crommo chainstays. | Kinesium triple butted main tubes with carbon fiber seat stays and 6061 aluminum chain stay, sloping top tube frame design, replaceable derailleur hanger. | Reynolds 631 seamless air-hardened chromoly main tubes, double tapered heat-treated stays, reinforced head tube collars, lost wax dropouts with eyelets. | Kinesis Superlight 7005 triple butted aluminum with carbon fiber seat stays, sloping top tube frame design, replaceable derailleur hanger. | Kinesis 7005 double-butted aluminum, sloping top tube frame design, replaceable derailleur hanger. | | Reynolds 520 double-butted chromoly main tubes, double tapered crommo stays, reinforced head tube collars, forged dropouts with single eyelets. | All Aero 7005 frame with 62mm airfoil down tube, flat-oval top tube, 50mm airfoil seat tube with wheel cut-out, 29mm airfoil seatstays, rear entry horizontal dropouts. | Reynolds 631 seamless air-hardened chromoly main tubes, double tapered heat-treated crommo stays, reinforced head tube collars, lost wax dropouts with eyelets. | Reynolds 520 double-butted chromoly main tubes, double tapered crommo stays, reinforced head tube collars, forged dropouts with double eyelets. | Reynolds 631 seamless air-hardened chromoly main tubes, reinforced head tube collars, double tapered heat-treated stays, forged dropouts with international disc brake tabs. | Reynolds 520 double-butted chromoly main tubes, reinforced head tube collars, forged dropouts with eyelets. | Reynolds 520 double-butted chromoly main tubes, reinforced head tube collars, double tapered crommo stays, forged dropouts with eyelets. |
| Fork | Easton EC90, one piece carbon fiber with carbon steerer. | Easton EC70, carbon fiber blades & steerer, alloy crown. | Easton EC70, carbon fiber blades & steerer, alloy crown. | Easton EC70, carbon fiber blades & steerer, alloy crown. | Easton EC70, carbon fiber blades & steerer, alloy crown. | Carbon fiber straight blade unicrown with alloy steerer, forged dropouts. | Carbon fiber straight blade unicrown with alloy steerer, forged dropouts. | | Carbon fiber unicrown with chromo steerer, forged dropouts. | Easton EC90 Aero, one piece carbon fiber with carbon steerer. | Carbon fiber unicrown, crommo steerer, forged dropouts. | Chromoly unicrown, bulge butted steerer, low rider braze-ons, double eyelets. | Carbon fiber unicrown, aluminum steerer, forged dropouts. | Carbon fiber unicrown with crommo steerer, forged dropouts. | Chromoly unicrown, bulge butted steerer, low rider braze-ons, double eyelets. |
| Headset | FSA Orbit Integrated, threadless, 1 1/8". | FSA Orbit Integrated, threadless, 1 1/8". | FSA Orbit X, threadless, 1 1/8". | FSA Orbit Z internal cup threadless, 1 1/8". | Aheadset, alloy, 1 1/8". | Aheadset, internal cup type, alloy, 1 1/8". | Aheadset, internal cup type, alloy, 1 1/8". | | Aheadset, alloy cap, 1 1/8". | FSA Orbit Z internal cup threadless, 1 1/8". | Aheadset, alloy, 1 1/8", 20mm alloy spacers. | Aheadset, alloy, 1 1/8". | Aheadset, alloy, 1 1/8". | Aheadset, alloy, 1 1/8". | Aheadset, steel, 1 1/8". |
| Wheels | Mavic Ksyrium SSC SL 700C wheelset 18/20H Maxtal rims, sealed cartridge QR FTS-L hubs, straight pull Zicral spokes (Ksyrium Elite 650c for 47cm). | Mavic Ksyrium Elite 700C wheelset, 18/20H Maxtal rims, sealed cartridge QR FTS-L hubs, straight pull Zicral spokes. | Mavic Ksyrium Elite 700C wheelset, 18/20H Maxtal rims, sealed cartridge QR FTS-L hubs, straight pull Zicral spokes. | Easton-VeloMax Circuit wheelset with T3 Twin Thread Technology, 28mm parabolic aero rims, double butted SS spokes, forged alloy nipples front & NDS rear, brass nipples DS rear. | Easton-VeloMax Vista wheelset, sealed cartridge bearings, 20H radial front, 24H radial NDS/2X DS rear. | Shimano WH-R500 wheelset, 700c, 20/24H with 24mm profile rims, radially laced front, 3x rear. | Formula XR5 wheelset, 25mm profile rim with CNC sidewalls, 20/24H, 2X front & rear. | | Alex R450 alloy double-walled rims, 700c, 32H radial front/ 32H 2X rear, with Shimano Road 2200 hubs, 14g stainless steel spokes. | Mavic Cosmic Elite 700C wheelset, 30.5mm aero profile rims, sealed cartridge QR FTS-L hubs, straight pull stainless steel spokes, 20H radially laced front, 20H rear, radial NDS, 2X DS. | Mavic MA3 with UB Control rims, 36H, with Shimano Tiagra front and rear hubs, 14/15g stainless steel spokes. | Alex ACE19 eyeleted double-walled rims, 700c, 36H, with Shimano Sora hubs, 14g stainless steel spokes. | Ritchey-built Aero Tour disc wheelset, 700c, 32H, with Ritchey Aero Pro rims & disc hubs, 3x front & rear. | Shimano WH-R500 wheelset, 700c, 20/24H with 24mm profile rims, radially laced front, 3x rear. | Alex ACE18 alloy double-wall /eyeletted rims, 700c, 36H, with Shimano Road 2200 hubs, double butted 14-15g stainless steel spokes. |
| Tires | Hutchinson Fusion Comp, 700 x 23C, kevlar. | Hutchinson Fusion Comp, 700 x 23C, kevlar. | Hutchinson Fusion Comp, 700 x 23C, kevlar. | Hutchinson Fusion Comp, 700 x 23C, kevlar. | Hutchinson Quartz, 700 x 23C, kevlar. | Hutchinson Quartz, 700 x 23C. | Hutchinson Flash, 700 x 23C. | | Hutchinson Flash, 700 x 23C. | Hutchinson Fusion Comp, 700 x 23C, kevlar. | Maxxis Mimo CX, 700 x 32C. | Hutchinson Flash, 700 x 28C. | Hutchinson Flash, 700 x 28C, blackwall. | Hutchinson Flash, 700 x 28C, blackwall. | Hutchinson Flash, 700 x 28C . |
| Derailleurs | Shimano Dura-Ace SS rear, Dura-Ace braze-on front. | Shimano Ultegra SS rear, Ultegra braze-on front. | Campagnolo Centaur rear (short-double, long-triple), Centaur 31.8mm band clamp front. | Shimano Ultegra rear (SS-double, GS-triple), Ultegra 31.8mm band clamp front. | Shimano 105 GS rear, 105 28.6mm band clamp front. | Shimano 105 GS rear, Tiagra 31.8mm band clamp front. | Shimano Tiagra rear, Tiagra 31.8mm band clamp front. | | Shimano Sora GS rear, Sora 28.6mm band clamp front. | Shimano Ultegra SS, Ultegra braze-on front. | Shimano 105 rear, Tiagra 28.6mm band clamp front. | Shimano Deore SGS rear, Sora 28.6mm band clamp front. | Shimano Deore XT rear, Shimano R443-A bottom pull front. | Shimano Deore XT rear, Shimano R443-A bottom pull front. | Shimano Deore rear, Shimano R443-A bottom pull front. |
| Shifters | Shimano Dura-Ace Dual Control STI, 20-speed. | Shimano Ultegra Dual Control STI, 20-speed. | Campagnolo Centaur ErgoPower, 20 or 30-speed. | Shimano Ultegra Dual Control STI, 20 or 30-speed. | Shimano 105 Dual Control STI, 27-speed. | Shimano 105 Dual Control STI, 27-speed. | Shimano Tiagra Dual Control STI, 27-speed | | Shimano Sora Dual Control STI, 27-speed | Shimano Dura-Ace bar end, 20-speed. | Shimano 105 Dual Control STI, 27-speed. | Shimano Tiagra Dual Control STI, 27-speed | Shimano SL-R660 for flat-bar, 27-speed. | Shimano SL-R440 for flat-bar, 27-speed. | Shimano ST-R223 for flat-bar, 24-speed. |
| Chain | Shimano CN-7800. | Shimano CN-6600. | TruVativ Team, 10-speed. | Shimano CN-6600. | Shimano CN-HG73. | KMC CN-HG73. | KMC Z9000. | | KMC HG50. | Shimano CN-6600. | Shimano CN-HG73. | KMC CN-HG73. | KMC CN-HG73. | KMC CN-HG73. | KMC CN-HG73. |
| Freewheel | Shimano CS-7800, 10-speed, 11-23. | Shimano CS-6600, 10-speed, 11-23. | Campagnolo Centaur, 10-speed, 12-25. | Shimano CS-6600, 10-speed, 11-23. | SRAM PowerGlide PG-950, 9-speed, 12-23. | SRAM PowerGlide PG-950, 9-speed, 12-23. | SRAM PowerGlide PG-950, 9-speed, 12-23. | | Shimano HG50, 8-speed, 12-25. | Shimano CS-6600, 10-speed, 11-23. | Shimano HG50, 9-speed, 12-25. | SRAM Powerglide PG-950, 9-speed, 11-32. | SRAM PowerGlide PG-950, 9-speed, 11-32. | SRAM PowerGlide PG-950, 9-speed, 11-32. | SRAM PowerGlide PG-830, 8-speed, 11-32. |
| Crankset | Shimano Dura-Ace, 53/39, 165mm (48), 170mm (51), 172.5mm (54, 56), 175mm (58, 61). | TruVativ Rouleur Carbon, 53/39, 165mm (48), 170mm (51), 172.5mm (54, 56), 175mm (58, 61). | TruVativ Rouleur Carbon, 53/39 or 52/42/30, 165mm (XS), 170mm (S), 172.5mm (53-57), 175mm (59, 61). | TruVativ Rouleur Carbon, 53/39 or 53/39/30, 165mm (XS), 170mm (S), 172.5mm (M), 175mm (L, XL). | TruVativ Elita SL, 52/42/30, 165mm (XS), 170mm (S, M), 175mm (55 - 59). | TruVativ Touro, 52/42/30, 165mm (XS), 170mm (S, M), 175mm (L, XL). | TruVativ Touro, 52/42/30, 165mm (XS), 170mm (S, M), 175mm (L, XL). | | TruVativ IsoFlow Road, 52/42/30, 165mm (XS), 170mm (50, 53), 175mm (55 - 62). | TruVativ Elita Team, 55/42, 170mm (51), 172.5mm (54, 56), 175mm (58, 61) | TruVativ Elita, 52/42/30, 165mm (XS), 170mm (49, 51), 175mm (53 - 60). | TruVativ Touro, 52/42/30, 165mm (47), 170mm (50-53), 175mm (55 - 62). | TruVativ Elita, 52/42/30, 170mm (16-17.5"), 175mm (19.5-23"). | TruVativ Touro, 52/42/30, 170mm (16-17.5"), 175mm (19.5-23"). | TruVativ Touro, 52/42/30, 170mm (16-17.5"), 175mm (19.5-23"). |
| Bottom Bracket | Shimano Dura-Ace, pipe billet. | TruVativ Giga-X, pipe billet. | TruVativ Giga-X, pipe billet. | TruVativ Giga-X, pipe billet. | TruVativ ISIS Drive SL, 68 x 118mm. | TruVativ PowerSpline, 68 x 113mm. | TruVativ PowerSpline, 68 x 113mm. | | TruVativ Sealed Cartridge, 68 x 113mm. | TruVativ ISIS GigaPipe Team SL, 68 x 113mm. | TruVativ Isis Drive SL, 68 x 118mm. | TruVativ PowerSpline, 68 x 113mm. | TruVativ ISIS Drive SL, 68 x 118mm. | TruVativ PowerSpline, 68 x 113mm. | TruVativ PowerSpline, 68 x 113mm |
| Pedals | NA. | NA. | NA. | NA. | NA. | NA. | Touring platform, alloy cage/alloy body with toe clips. | | Touring platform, alloy cage/alloy body with toe clips. | NA. | Crank Brothers Eggbeater-C, clipless. | Touring platform, alloy cage/alloy body with toe clips. | Crank Brothers Eggbeater-C, clipless. | Wellgo full alloy platform type with single sided clipless body. | Wellgo full alloy platform type. |
| Brakeset | Shimano Dura-Ace calipers, with Dura-Ace STI levers. | Shimano Ultegra calipers, with Ultegra STI levers. | Campagnolo Centaur calipers, with Centaur ErgoPower levers. | Shimano Ultegra calipers, with Ultegra STI levers. | Shimano 105, with 105 STI levers. | Tektro dual pivot calipers, with 105 STI levers. | Tektro dual pivot calipers, with Shimano Tiagra STI levers. | | Tektro dual pivot calipers, with Shimano Sora STI levers. | Tektro RX40 calipers, dual pivot front, single pivot rear with Tektro RX 4.1 levers. | Avid Shorty 4 cantilevers with Shimano 105 levers and in-line adjustors. | Tektro forged alloy cantilevers with Shimano Tiagra STI levers and in-line adjustors. | Avid BB-7 cable actuated disc brakes with Avid FR5 levers. | Avid Single Digit 5 direct pull brakes with FR- 5 levers. | Tektro SU12 direct pull brakes with power modulator and Shimano V-brake levers. |
| Handlebar | Easton EC90 31.8mm, carbon fiber, 420mm (48, 51), 440mm (54-61). | Easton EA70 31.8mm, 420mm (48, 51), 440mm (54-61). | Easton EA70, 420mm (XS-53), 440mm (55-61). | Easton EA70, 420mm (XS, S), 440mm (M, L, XL). | Easton EA50, 420mm (XS, 50), 420mm (53, 55), 440mm (57-62). | Easton Road, 420mm (XS, S), 440mm (M, L, XL). | Easton Road, 420mm (XS, S), 440mm (M - XL). | | Ritchey BioMax II Road, 400mm (XS, 50), 420mm (53 - 57), 440mm (59, 62). | Syntace Stratos 400 bar, 40mm drop, 390mm (51), 410mm (54, 56), 430mm (58, 61) with Streamliner bar extension & BioWing cups, S (51), M (54, 56), L (58, 61) | Ritchey BioMax II Road Comp, 400mm (46, 49), 420mm (51, 53), 440mm (55 - 60) | Ritchey BioMax II Road , 400mm (XS-50), 420mm (53-57), 440mm (59-62). | Ritchey Comp flat bar, 6061 T-6, 5" bend x 580mm width. | Ritchey Comp flat bar, 6061 T-6, 5" bend x 580mm width. | Ritchey Comp flat bar, 6061 T-6, 5" bend x 580mm width. |
| Stem | Easton EA70 (±6"), 100mm (48, 51), 110mm (54, 56), 120mm (58, 61). | Easton EA70 (±6"), 100mm (48, 51), 110mm (54, 56), 120mm (58, 61). | Easton EA70 (±6"), 100mm (XS-51), 110mm (53-57), 120mm (59, 61). | Easton EA70 (±6"), 90mm (XS, S), 100mm (M), 120mm (L, XL). | Easton EA50 (±6"), 90mm (XS - 53), 100mm (55, 57), 120mm (59, 62). | Easton Road (±6"), 90mm (XS, S), 100mm (M), 120mm (L, XL). | Easton Road (±6"), 90mm (XS, S), 100mm (M), 120mm (L, XL). | | Ritchey Comp Road (±6"), 90mm (XS - 53), 100mm (55, 57), 120mm (59, 62). | SynTace F90/260 (±6"), 75mm (51), 90mm (54), 105mm (56, 58), 120mm (61). | Ritchey Comp Road (±6"), 90mm (46, 49), 100mm (51, 53), 1 20mm (55, 57), 130mm (60). | Ritchey Comp Road (+6"), 90mm (XS-53), 100mm (55-57), 120mm (59-62). | Ritchey Pro Adjustable, 100mm (16-17.5"), 120mm" (19.5-23"). | Ritchey Pro Adjustable, 100mm (16-17.5"), 120mm" (19.5-23"). | Ritchey Pro Adjustable, 100mm (16-17.5"), 120mm" (19.5-23"). |
| Grips | Jamis gel tape. | Jamis gel tape. | Jamis gel tape. | Jamis gel tape. | Jamis gel tape. | Jamis gel tape. | Jamis gel tape. | | Jamis cork tape. | Jamis gel tape. | Jamis gel tape. | Jamis cork tape. | WTB Street Smart with reflective end plugs. | WTB Street Smart with reflective end plugs. | WTB Street Smart with reflective end plugs. |
| Seatpost | Easton EC70, carbon fiber, 300mm x 27.2mm with alloy clamp. | Easton EA70, 300mm x 27.2mm with alloy clamp. | Easton EA70, 250mm x 27.2mm with crommo seatpin. | Easton EA70, 300mm x 27.2mm with alloy clamp. | Easton Road, 2 50mm x 27.2mm with crommo seatpin. | Easton Road, 300mm x 27.2mm with alloy clamp. | Easton Road, 300mm x 27.2mm, with alloy clamp. | | Ritchey Road, 250mm x 27.2mm, with crommo seatpin. | Carbon Aero, 250mm x 27.2mm with seat binder. | Ritchey Road Comp V2, 6061, 250mm x 27.2mm with crommo seatpin. | Ritchey Comp OE, 250mm x 27.2mm, with crommo seatpin. | Suspension, 45mm travel, 350mm x 27.2, alloy clamp with QR seatpin. | Suspension, 45mm travel, 350mm x 27.2, alloy clamp with QR seatpin. | Suspension, 45mm travel, 350mm x 27.2, alloy clamp with QR seatpin. |
| Saddle | Fizik Arione with Wing Flex shell, leather cover, titanium rails. | Fizik Arione with Wing Flex shell, leather cover, titanium rails. | Fizik Arione with Wing Flex shell, leather cover, titanium rails. | Fizik Pave with microtex top & sides, chrome scuff guards, crommo rails. | Fizik Pave with microtex top & sides, crommo rails. | Fizik Pave with microtex top & sides, crommo rails. | Avocet Air 40R with SL top and satin steel rails. | | Avocet Air 40R with SL top and satin steel rails. | Fizik Arione Tri with Wing Flex shell, leather cover, manganese rails. | Fizik Pave with leather top, nytek sides, scuff guards, crommo rails. | Avocet Air 40R with SL top and satin steel rails. | Fizik Pave with microtex top & sides, scuff guards, crommo rails. | Selle Royale Look-In, #2007 with gel, Xsenium top and crommo rails. | Selle Royale Freccia with Renna top and steel rails. |
| Sizes | 48, 51, 54, 56, 58, 61cm | 48, 51, 54, 56, 58, 61cm | XS, 49, 51, 53, 55, 57, 59, 61cm | XS, S, M, L, XL | XS, 50, 53, 55, 57, 59, 62cm | XS, S, M, L, XL | XS, S, M, L, XL | | XS, 50, 53, 55, 57, 59, 62cm | 51, 54, 56, 58, 61 | 46, 49, 51, 53, 55, 57, 60cm | XS, 50, 53, 55, 57, 59, 62cm | 16", 17.5", 19.5", 21.5", 23" | 16", 17.5", 19.5", 21.5", 23" | 16", 17.5", 19.5", 21.5", 23" |
| Colors | Carbon/Candy Red | Carbon/Banana Yellow | Carbon/Chromium | Ano Platinum/Ano Black | Radium Blue/Platinum | Chromium/Black Chrome | Team Red/Gloss Black | | Platinum/Gloss Black | Team Red/Gloss Black | Ano Black/Ano Grey | Candy Red/Platinum | Ano Silver | Polished | Super Blue |
| Weight | 15.50 lbs | 16.75 lbs | 18.00 lbs | 17.50lbs | 20.25 lbs | 19.50lbs | 21.00 lbs | | 23.50 lbs | 18.75 lbs | 23.25 lbs | 25.25 lbs | 25.25 lbs | 24.75 lbs | 25.00 lbs |

| | TANGIER | ARAGON | CITIZEN | COMMUTER | EXPLORER 4.0 | EXPLORER 3.0 | EXPLORER 2.0 | EXPLORER 1.0 | EARTH CRUISER 4 | EARTH CRUISER 1 | EARTH CRUISER 2 | BOSS CRUISER 7 | BOSS COASTER | TAXI |
|----------------|---|---|---|---|--|---|---|---|---|---|---|---|---|---|
| Frame | 6061 aluminum triple gauge main tubes and stays, sloping design, integrated type head tube, replaceable dropout, eyeleted dropouts. | 6061 aluminum triple gauge main tubes and stays, replaceable dropout, eyeleted dropouts. | 7005 aluminum triple gauge main tubes and stays, eyeleted dropouts. | 7005 aluminum triple gauge main tubes and stays, eyeleted dropouts. | 6061 PG aluminum main tubes and S-bend stays, replaceable derailleur hanger, eyeleted dropouts. | 6061 PG aluminum main tubes and S-bend stays, replaceable derailleur hanger, eyeleted dropouts. | 6061 PG aluminum main tubes and S-bend stays, replaceable derailleur hanger, eyeleted dropouts. | 7005 PG aluminum main tubes and S-bend stays, eyeleted dropouts. | Contemporary comfort design with 7005 aluminum oversized tubing, includes kickstand and painted steel chainguard. | Contemporary comfort design with 7005 aluminum oversized tubing, includes kickstand and painted steel chainguard. | Contemporary comfort design with HiTensile steel tubing, includes kickstand and painted steel chainguard. | Diamond frame design with 7005 aluminum oversized tubing, sloping top tube design, water bottle bosses, alloy kickstand and painted steel chainguard. | Diamond frame design with 7005 aluminum oversized tubing, sloping top tube design, water bottle bosses, alloy kickstand and painted steel chainguard. | Diamond frame design with 7005 aluminum oversized tubing, sloping top tube design, alloy kickstand and painted steel chainguard. |
| Fork | SR NCX-D suspension, magnesium legs, 63mm travel. | SR CR-880 suspension, external preload adjuster 50mm travel. | SR CR-880 suspension, external preload adjuster 50mm travel. | Hi-Tensile steel unicrown, Semi-forged dropouts with eyelets. | Rock Shox Metro suspension, 50mm travel. | Rock Shox Metro suspension, 50mm travel. | SR M3000 suspension, 50mm travel. | Hi-Tensile steel unicrown, Semi-forged dropouts with eyelets. | Hi-tensile unicrown type with oversized blades | Hi-tensile unicrown type with oversized blades | Hi-tensile unicrown type with oversized blades | Oversized hi-tensile steel tubular type with leading dropout and fender bosses. | Oversized hi-tensile steel tubular type with leading dropout and fender bosses. | Oversized hi-tensile steel tubular type with leading dropout and oversized blades. |
| Headset | VP alloy semi-integrated type, cartridge bearings, 1 1/8". | Sealed, threaded, 1". | Sealed, threaded, 1". | Sealed, threaded, 1". | ATB sealed, 1 1/8". | ATB sealed, 1 1/8". | ATB sealed, 1 1/8". | ATB sealed, 1 1/8". | Sealed, 1 1/8" | Sealed, 1 1/8" | 1 1/8" | Sealed, 1 1/8. | Sealed, 1 1/8. | Sealed, 1 1/8, with Ritchey rubber headset cover. |
| Wheels | Alex X2100 double walled rims, 700c, 36H, with Formula sealed alloy QR front and freehub rear, 14g stainless steel spokes. | Weinmann ZAC19 double wall rims, 700c, 36H, with Formula QR front and freehub rear, 14g stainless steel spokes. | Single wall alloy silver anodized rims, 700c, 36H, with Formula alloy QR front and rear hubs, 14g stainless steel spokes. | Single wall alloy silver anodized rims, 700c, 36H, with Formula alloy QR front and rear hubs, 14g stainless steel spokes. | Weinmann 520 rims with brushed brake tracks, 36H, with Formula alloy sealed QR front and SRAM internally geared rear hubs, 14g stainless steel spokes. | Weinmann 520 rims with brushed brake tracks, 36H, with Formula alloy sealed QR front and rear hubs, 14g stainless steel spokes. | Weinmann 520 rims with brushed brake tracks, 36H, with Formula alloy sealed QR front and rear hubs, 14g stainless steel spokes. | Single wall alloy Silver rims, 36H, with Formula alloy sealed QR front and rear hubs, 14gauge stainless steel spokes. | Alex Zuma 1.0, alloy, 26x1.75" rims.Shimano Nexus 4-speed rear and alloy front hubs, 14 gauge stainless steel spokes. | Alex Zuma 1.0, alloy, 26x1.75" rims, Shimano CB rear & alloy front hubs, 14 gauge stainless steel spokes. | Alex Zuma 1.0, alloy, 26x1.75" rims, Shimano CB rear & alloy front hubs, 14 gauge stainless steel spokes. | Alex X303, alloy, 26x1.75" rims, Alloy, nuttred, 36H hubs, 14 gauge stainless steel spokes. | Zuma 1.0, alloy, 26x1.75", rims, Shimano CB rear & alloy front hubs, 14 gauge stainless steel spokes. | Alex X303, alloy, 26x1.75" rims, Alloy, nuttred, 36H front and Shimano coaster brake rear, 12 gauge stainless steel. |
| Tires | CST-1069 "Lockjaw" tread, 700 x 38C, puncture resistant casing. | CST-1069 "Lockjaw" tread, 700 x 38C, skinwall, puncture resistant casing. | Kenda EuroTek, 700 x 38C, blackwall. | Kenda EuroTek, 700 x 38C, blackwall. | Kenda Komfort, 26 x 1.95" with K-shield puncture resistant casing. | Kenda Komfort, 26 x 1.95" with K-shield puncture resistant casing. | Kenda Komfort, 26 x 1.95" with K-shield puncture resistant casing. | Jamis Comfort, 26 x 1.95", blackwall. | Jamis Cruiser, 26x2.125", w/ silver reflective sidewall stripe. | Jamis Cruiser, 26x2.125", w/ silver reflective sidewall stripe. | Jamis Cruiser, 26x2.125", w/ silver reflective sidewall stripe. | Jamis Cruiser, 26x2.125", whitewall. | Jamis Cruiser, 26x2.125", whitewall. | Jamis Cruiser, 26x2.125", blackwall with thorn-proof tubes. |
| Derailleurs | SRAM X-7 rear, SR-XCR-508 31.8mm top pull front. | Shimano Acera rear, Tourney TY32 31.8mm top swing/bottom pull front. | Shimano TX70 Mega-range rear, Shimano C501 31.8mm bottom pull front. | Shimano TX70 Mega-range rear. | SRAM Dual Drive rear derailleur & internally geared rear hub (no front derailleur). | Shimano Acera rear, Acera front 31.8mm top swing/top pull front. | Shimano Altus rear, Shimano C051 front 31.8mm top swing/top pull front. | Shimano TX50 rear, Shimano C051 front 31.8mm top swing/top pull front. | NA. | NA. | NA. | Shimano TX70 | NA. | N/A. |
| Shifters | SRAM X-7, Impulse Trigger-shift, 27-speed. | Shimano Acera ST-EF29 EZ-Fire Plus, 24-speed. | SRAM Grip-shift MRX-204, 21-speed. | SRAM Grip-shift MRX-204, 21-speed. | SRAM Dual Drive single-side shifting, 24-speed. | Shimano Acera ST-EF29 EZ-Fire Plus, 24-speed. | Shimano RevoShift, 21-speed. | SRAM Grip Shift MRX-204, 21-speed. | Shimano RevoShift. | NA. | NA. | SRAM Grip Shift MRX, 7-speed | NA. | N/A. |
| Chain | KMC Z9000. | KMC IG51. | KMC UG-50. | KMC UG-50. | KMC IG-31. | KMC IG-51. | KMC UG-50. | KMC UG-50. | KMC Z51NP. | KMC Z51NP. | KMC Z51NP. | KMC Z51NP. | KMC Z51NP. | KMC Z51RB Rustless. |
| Freewheel | SRAM Powerglide PG-950, 9-speed, 11-32. | SRAM Powerglide PG-830, 8-speed, 11-32. | Shimano freewheel, 7-speed, 13-34. | Shimano freewheel, 7-speed, 13-34. | SRAM Powerglide PG-830, 8-speed, 11-32. | SRAM Powerglide PG-830, 8-speed, 11-32. | Shimano freewheel, 7-speed, 14-34. | Shimano freewheel, 7-speed, 13-34. | Shimano cog 23T. | Shimano cog 18T. | Shimano cog 18T. | Shimano MF-HG37, 14-28, 7- Speed. | Shimano cog 18T. | Shimano cog 18T. |
| Crankset | TruVativ IsoFlow, 48/38/28, 170mm (14-16.5"), 175mm (18.5-22"), with chainguard. | Shimano C203, 48/38/28, 170mm (14.5-22"), with chainguard. | Alloy full size, 170mm (14.5-22"), with chainguard. | Alloy Single Ring, 48T, 170mm (14.5-22"), with chainguard. | SRAM Dual Drive alloy, 33T, 170mm (13.5 - 15.5"), 175mm (18"-21"), with alloy guard. | RPM alloy full-size, 48/38/28, 170mm (13.5 - 15.5"), 175mm (18"-21") with chainguard. | RPM alloy full-size, 48/38/28, 170mm (13.5 - 15.5"), 175mm (18"-21") with chainguard. | Alloy full-size, 48/38/28, 170mm (13.5" - 21"), with chainguard. | Alloy cotterless, 170mm arm with 42T compact disc alloy ring | Alloy cotterless, 170mm arm with 44T compact disc alloy ring. | 1-pc steel crank arm with 44T steel compact disc ring | Alloy cotterless, 170mm alloy arm, 44T compact disc alloy ring. | Alloy cotterless, 170mm alloy arm, 44T compact disc alloy ring. | Alloy cotterless, 170mm alloy arm, 44T compact disc alloy ring. |
| Bottom Bracket | Cotterless bolt-type, sealed, boron axle, 68 x 113mm. | Cotterless bolt-type, sealed, boron axle, 68 x 117.5mm. | Cotterless, with bolt-type boron axle, 68 x 124.5mm. | Cotterless, with bolt-type boron axle, 68 x 124.5mm. | Sealed cartridge, 68 x 111mm. | Cotterless bolt-type, sealed, boron axle, 68 x 117.5mm (2A). | Cotterless bolt-type, sealed, boron axle, 68 x 116mm (2L). | Cotterless bolt-type, sealed, boron axle, 68 x 119mm (3P). | Cotterless bolt type. | Cotterless bolt type. | OPC type | Cotterless bolt type. | Cotterless bolt type. | Sealed cartridge, aluminum cups. |
| Pedals | Alloy platform with TPE comfort insert, toe clip attachable. | Comfort type with TPE non-slip insert. | Comfort type with TPE non-slip insert. | Comfort type with TPE non-slip insert. | VP full alloy with TPE comfort insert. | Comfort platform type with TPE non-slip insert. | Comfort platform type with TPE non-slip insert. | Comfort platform type with TPE non-slip insert. | Wellgo comfort style, alloy body with TPE comfort insert. | Wellgo comfort style, resin body with TPE comfort insert | Wellgo comfort style, resin body with TPE comfort insert | Wellgo Comfort type, resin body with TPE comfort insert. | Wellgo Comfort type, resin body with TPE comfort insert. | Wellgo comfort, resin body with heat treated spindle, rust-less bushing type. |
| Brakeset | Tektro forged alloy direct pull brakes with power modulator & Tektro Tenera levers. | Tektro forged alloy direct pull brakes with power modulator & Shimano Acera levers. | Alloy direct pull brakes with Tektro Tenera levers. | Alloy direct pull brakes with Tektro Tenera levers. | Tektro forged alloy direct pull brakes with front power modulator & Tektro Tenera levers. | Tektro forged alloy direct pull brakes with front power modulator & Shimano Acera levers. | Tektro forged alloy direct pull brakes with front power modulator & Tektro Tenera levers. | Forged alloy direct pull brakes with front power modulator & Tektro Tenera levers. | Shimano Nexus coaster brake. | Shimano Coaster brake. | Shimano Coaster brake. | Tektro alloy linear pull brake w/ Tektro alloy levers (for Boss-7). | NA. | Shimano coaster brake. |
| Handlebar | Alloy Comfort-Rise, 80mm rise x 640mm width. | Comfort Rise, satin finish, 80mm rise x 640mm. | Comfort Rise, satin finish, 80mm rise x 640mm. | Comfort Rise, satin finish, 80mm rise x 640mm. | Comfort Rise, satin finish, 80mm rise x 640mm width. | Comfort Rise, satin finish, 80mm rise x 640mm width. | Comfort Rise, satin finish, 80mm rise x 640mm width. | Comfort Rise, satin finish, 80mm rise x 640mm width. | Jamis Cruiser design, heavy duty. | Jamis Cruiser design, heavy duty. | Jamis Cruiser design, heavy duty. | Jamis Cruiser design, heavy duty. | Jamis Cruiser design, heavy duty. | Jamis Cruiser design, heavy duty. |
| Stem | Alloy threadless angle-adjustable, 100mm rise (14.5-17.5") 120mm rise (17.5L/18.5-22") | Alloy adjustable type, 90mm rise (14.5-17.5") 110mm rise (17.5L/18.5-22") | Alloy adjustable type, 90mm (14.5-17.5") or 110mm (18.5-22") | Alloy adjustable type, 90mm (14.5-17.5") or 110mm (18.5-22") | Alloy adjustable type, 90mm (13.5-15.5/14.5-17.5L") or 110mm (18-21") | Alloy adjustable type, 90mm (13.5-15.5/14.5-17.5L") or 110mm (18-21") | Alloy adjustable type, 90mm (13.5-15.5/14.5-17.5L") or 110mm (18-21") | Alloy adjustable type, 90mm (13.5-17.5") or 110mm (18-21") | Alloy Hi-Rise, 150mm quill, 100mm extension, with removable 2-bolt cap. | Alloy Hi-Rise, 150mm quill, 100mm extension, with removable 2-bolt cap. | Alloy Hi-Rise, 150mm quill, 100mm extension, with removable 2-bolt cap. | Alloy Hi-Rise, 150mm quill, 100mm extension, with removable 2-bolt cap. | Alloy Hi-Rise, 150mm quill, 100mm extension, with removable 2-bolt cap. | Alloy Hi-Rise, 150mm quill, 100mm extension, with removable 2-bolt cap. |
| Grips | Kraton for RapidFire. | Kraton for EZ-Fire. | SRAM GripShift. | SRAM GripShift. | SRAM Dual Drive. | Kraton comfort. | Kraton comfort. | Kraton comfort. | Spectro comfort kraton | Spectro comfort kraton | Spectro comfort kraton | Spectro comfort kraton | Spectro comfort kraton | Spectro comfort kraton, with 2-pc foam bar pads. |
| Seatpost | Suspension, 45mm travel, 350mm x 27.2, alloy clamp with QR seatpin. | Suspension, alloy micro-adjust, 350mm x 27.2mm, alloy clamp and QR seatpin. | Suspension, alloy pillar, 350mm x 27.2mm, with alloy clamp and QR seatpin. | Suspension, alloy pillar, 350mm x 27.2mm, with alloy clamp and QR seatpin. | Suspension, alloy micro-adjust, 350mm x 27.2mm, with alloy clamp and QR seatpin. | Suspension, alloy micro-adjust, 350mm x 27.2mm, with alloy clamp and QR seatpin. | Suspension, alloy micro-adjust, 350mm x 27.2mm, with alloy clamp and QR seatpin. | Suspension, alloy pillar, 350mm x 27.2mm, with alloy clamp and QR seatpin. | Alloy micro-adjust, 300mm x 27.2mm, with 31.8mm alloy "classic" clamp. | Alloy micro-adjust, 300mm x 27.2mm, with 31.8mm alloy "classic" clamp. | Alloy pillar, 300 x 26.8mm, with 31.8mm alloy "classic" clamp. | Alloy micro-adjust, 27.2 x 300mm, with 31.8mm alloy "classic" clamp and crommo seatpin. | Alloy micro-adjust, 27.2 x 300mm, with 31.8mm alloy "classic" clamp and crommo seatpin. | Alloy pillar style, 27.2 x 300mm, with plugged top, welded collar with chromoly QR. |
| Saddle | Jamis Comfort with synthetic suede top, burnished sides, steel rails, and bumper springs. | Jamis Comfort with synthetic suede top, burnished sides, steel rails, and bumper springs. | Jamis Comfort with synthetic suede top, burnished sides, steel rails, and bumper springs. | Jamis Comfort with synthetic suede top, burnished sides, steel rails, and bumper springs. | Jamis Comfort with synthetic suede top, burnished sides, steel rails, and bumper springs. | Jamis Comfort with synthetic suede top, burnished sides, steel rails, and bumper springs. | Jamis Comfort with synthetic suede top, burnished sides, steel rails, and bumper springs. | Jamis Comfort with synthetic suede top, burnished sides, steel rails, and bumper springs. | Jamis Comfort with synthetic suede top, burnished sides, steel rails, and bumper springs. | Jamis Comfort with synthetic suede top, burnished sides, steel rails, and bumper springs. | Jamis Comfort with synthetic suede top, burnished sides, steel rails, and bumper springs. | Jamis "Cheeks II" Cruiser design with extra "supersoft" padding and heavy duty double loop springs. | Jamis "Cheeks II" Cruiser design with extra "supersoft" padding and heavy duty double loop springs. | "TAXI" Cruiser design, extra thick cover, "supersoft" padding, heavy duty black strut rails, double-loop black springs, with bag loops. |
| Sizes | 14.5", 16.5", 18.5", 20.5", 22" | Mens: 14.5", 16.5", 18.5", 20.5", 22" Ladies: 14.5", 17.5" | Mens: 14.5", 16.5", 18.5", 20.5", 22" Ladies: 14.5", 17.5" | Mens: 14.5", 16.5", 18.5", 20.5", 22" Ladies: 14.5", 17.5" | Mens: 13.5", 15.5", 18", 21" Ladies: 14.5", 17.5" | Mens: 13.5", 15.5", 18", 21" Ladies: 14.5", 17.5" | Mens: 13.5", 15.5", 18", 21" Ladies: 14.5", 17.5" | Mens: 13.5", 15.5", 18", 21" Ladies: 14.5", 17.5" | Mens: Medium (18.5") & Large (21.5") Ladies: X-Small (15.5") & Small (17.5") | Mens: Medium (18.5") & Large (21.5") Ladies: X-Small (15.5") & Small (17.5") | Mens: Medium (18.5") & Large (21.5") Ladies: X-Small (15.5") & Small (17.5") | Mens: 17.5", 19.5", 21.5", 23.5" Ladies: 14.5", 17.5" | Mens: 17.5", 19.5", 21.5", 23.5" Ladies: 14.5", 17.5" | Mens: 19.5" or 21.5" Ladies: 17.5" w/ 26" wheel, 15.5" Ladies w/ 24" wheel, 10" Girls with 20" wheel. |
| Colors | Ano Red/Ano Silver (M & L) or Gloss Black/Platinum (M) | Ano Silver/Ano Blue (M & L), Brushed Nickel/Brushed Silver (M) or Ano Silver/Ano Rose (L) | Radium Blue (M & L), Gloss Black (M) or Pearl White (L) | Platinum (M & L), Candy Red (M) or Pearl Blue (L) | Ano Silver/Ano Steel Blue (M & L) or Ano Silver/Ano Dark Silver (M) or Ano Silver/Ano Aqua (L) | Ano Silver/Ano Red (M & L), Ano Silver/Ano Black (M) or Ano Silver/Ano Aqua (L) | Ano Silver/Ano Blue (M & L), Ano Black/Ano Silver (M) or Ano Silver/Ano Rose Blue (L) | Radium Blue (M & L), Dark Silver (M) or Baby Doll Pink (L) | M & L: Candy Red, Gloss Black, Super Blue Lady Only: Pearl Blue | Men: Ano Black, Ano Red, Ano Silver Lady: Ano Mint, Ano Pearl Blue, Ano Pink | M & L: Candy Red, Gloss Black, Super Blue Lady Only: Pearl Blue | Mens – Ano Silver, Candy Red, Super Blue Ladies – Ano Pink, Candy Red, Mint, Pearl Blue, Super Blue | Mens – Ano Black, Ano Blue, Ano Red, Candy Red, Super Blue Ladies – Ano Pink, Candy Red, Mint, Pearl Blue, Super Blue | Black or Flame Red |
| Weight | 30.75 lbs | 31.50 lbs | 31.75 lbs | 28.75 lbs | 32.75 lbs | 33.25 lbs | 33.00 lbs | 31.00 lbs | 31.50 lbs | 27.75 lbs | 33.50 lbs | 33.25 lbs | 29.75 lbs | 30.75 lbs |

| | LURCH 2.0 | LURCH 1.0 | RANGER SX 2.4 | CAPRI 2.4 | FESTER 2.0 | CAPRI 2.0 | LASER 2.0 | STARLITE 2.0 | LASER 1.6 | MISS DAISY 1.6 | HOT ROD 1.2 | LADY BUG 1.2 |
|----------------|---|---|--|--|---|--|---|--|---|---|---|---|
| Frame | Dirt design, cromó main tubes, over-sized hi-ten stays. | Dirt design, cromó main tubes, over-sized hi-ten stays. | Enduro frame design, 7005 aluminum tubes, tapered/ovalized top tube, down tube & stays. | Lightweight aluminum, "EZ-Stride" frame design, with double eyeletted dropouts, water bottle bosses, rear rack mounts. | Enduro frame design, 7005 aluminum tubes, tapered/ovalized top tube, down tube & stays. | Lightweight aluminum, "EZ-Stride" frame design, with double eyeletted dropouts, water bottle bosses, rear rack mounts. | Lightweight aluminum, Mini BMX double diamond frame design with chainguard and kickstand. | Lightweight aluminum, comfort frame design, MX Hi-Ten tubing, with chainguard and kickstand. | Mini BMX double diamond frame design, MX Hi-Ten tubing, with chainguard. | Comfort frame design, MX Hi-Ten tubing, with chainguard. | Mini-Moto frame design, MX Hi-Ten tubing, with fully enclosed chainguard. | Mini-Moto frame design, MX Hi-Ten tubing, with fully enclosed chainguard. |
| Fork | Unicrown, 28.6mm hitsense blades & 28.6 cromó steerer. | Unicrown, 28.6mm hitsense blades & 28.6 cromó steerer. | SR M3000 suspension fork with coil spring, 50mm travel. | Unicrown, oversized. | Unicrown, with oversized, threadless steerer. | Unicrown, oversized. | Tubular unicrown, MX Hi-Ten 28.6 straight blades. | Tubular unicrown, MX Hi-Ten 28.6 straight blades. | Tubular unicrown, MX Hi-Ten 28.6 straight blades. | Tubular unicrown, MX Hi-Ten 28.6 straight blades. | Tubular unicrown, MX Hi-Ten 25.4 straight blades. | Tubular unicrown, MX Hi-Ten 25.4 straight blades. |
| Headset | VP Aheadset, 1 1/8" with SST Oryg de-tangler. | VP Aheadset, 1 1/8" with SST Oryg de-tangler. | VP Aheadset, 1 1/8", | VP Aheadset, 1 1/8". | VP Aheadset, 1 1/8", | VP quill type, 1 1/8". | VP, 22.2mm standard. | VP, 22.2mm standard. | VP, 22.2mm standard. | VP, 22.2mm standard. | VP, 22.2mm standard. | VP, 22.2mm standard. |
| Wheels | Alex X-303 rims, 20 x 1.75", 48H.14mm axles, nutted hubs. 14G nickel plated spokes. | Alex X-303 rims, 20 x 1.75", 48H.14mm axles, nutted hubs. 14G nickel plated spokes. | Alloy, 24 x 1.50", 36H. Heavy Duty ATB hubs with quick release front & rear, 14G nickel plated spokes. | Alloy, 24 x 1.50", 36H. Heavy duty ATB, nutted hubs, 14G nickel plated spokes. | Alloy, 20 x 1.50", 36H. Heavy Duty ATB, nutted hubs, 14G nickel plated | Alloy, 20 x 1.50", 36H. Heavy Duty ATB, nutted hubs, 14G nickel plated spokes | Alloy, 20" x 1.75", 36H Heavy duty CP front & KT coaster brake rear hubs, 14G nickel plated spokes. | Alloy, 20" x 1.75", 36H, Heavy duty CP front & KT coaster brake rear hubs, 14G nickel plated spokes. | CP steel, 16" x 1.75", 28H, Heavy duty CP front & KT coaster brake rear hubs, 14G nickel plated spokes. | CP steel, 16" x 1.75", 28H, Heavy duty CP front & KT coaster brake rear hubs, 14G nickel plated spokes. | CP steel, 12" x 1.75", 16H, Heavy duty CP front & KT coaster brake rear hubs, 14G nickel plated spokes. | CP steel, 12" x 1.75", 16H, Heavy duty CP front & KT coaster brake rear hubs, 14G nickel plated spokes. |
| Tires | CST Dirt, 20 x 1.95", blackwall. | CST Dirt, 20 x 1.95", blackwall. | CST ATB, 24 x 1.95", blackwall. | CST ATB, 24 x 1.95", blackwall. | CST ATB, 20 x 1.95", blackwall. | CST ATB, 20 x 1.95", blackwall. | CST BMX 20 x 1.95", blackwall. | CST Smoothie, 20" x 1.75", white. | CST BMX 16 x 1.75", blackwall. | CST Smoothie, 16 x 1.75", white. | CST BMX 12 x 2.125", blackwall. | CST Smoothie, 12 x 2.125", white. |
| Derailleurs | N/A. | N/A. | Shimano TX30 rear, and TZ30 top pull front.. | Shimano TX30 rear, and C050 top pull front.. | Shimano TX30 rear, with guard. | Shimano TX30 rear, with guard. | N/A. | N/A. | N/A. | N/A. | N/A. | N/A. |
| Shifters | N/A. | N/A. | SRAM MRX Grip Shift, 21-speed. | SRAM MRX Grip Shift, 21-speed. | SRAM MRX Grip Shift, 6-speed. | SRAM MRX Grip Shift, 6-speed. | N/A. | N/A. | N/A. | N/A. | N/A. | N/A. |
| Chain | KMC Z510, heavy duty, 1/2 x 1/8, | KMC Z510, heavy duty, 1/2 x 1/8, | KMC Z51, 1/2 x 3/32. | KMC Z51, 1/2 x 3/32. | KMC HP20, 1/2 x 3/32. | KMC HP20, 1/2 x 3/32. | KMC Z410, 1/2 x 1/8. | KMC Z410, 1/2 x 1/8. | KMC Z410, 1/2 x 1/8. | KMC Z410, 1/2 x 1/8. | KMC Z410, 1/2 x 1/8. | KMC Z410, 1/2 x 1/8. |
| Freewheel | DNP, 16T. | DNP, 16T. | Indexed, 7-speed, 13-28T. | Indexed, 7-speed, 13-28T. | Indexed, 6-speed, 14-28T. | Indexed, 6-speed, 14-28T. | N/A. | N/A. | N/A. | N/A. | N/A. | N/A. |
| Crankset | Tubular cromóly, 3-pc, 175mm arms, 44T rings. | Cromóly, 1-pc, 175mm arms, 44T rings. | Alloy cotterless compact, 152mm arms, 42/32/22T rings & removable chainguard. | Alloy cotterless compact, 152mm arms, 42/34/24T rings with outer chainguard. | ProWheel cotterless type, 152mm arms, 36T ring, double chainguard. | ProWheel cotterless type, 152mm arms, 38T ring, double chainguard. | Cold-forged steel, 1-pc type, 5 1/2" arms, 36T rings. | Cold-forged steel, 1-pc type, 5 1/2" arms, 36T rings. | Cold-forged steel, 1-pc type, 4 1/2" arms, 36T rings. | Cold-forged steel, 1-pc type, 4 1/2" arms, 36T rings. | Cold-forged steel, 1-pc type, 92mm arms, 28T rings. | Cold-forged steel, 1-pc type, 92mm arms, 28T rings. |
| Bottom Bracket | For 3-pc tubular crank, 68mm. | For 1-pc crank, 68mm | VP, cotterless type, 68mm. | VP, cotterless type, 68mm. | VP, cotterless type, 68mm. | VP, cotterless type, 68mm. | VP, for 1-pc crank. | VP, for 1-pc crank. | VP, for 1-pc crank. | VP, for 1-pc crank. | VP, for 1-pc crank. | VP, for 1-pc crank. |
| Pedals | Alloy platform with removable pins. | Alloy platform with removable pins. | VP low profile, hi-impact resin, toe clip attachable. | Comfort style pedals with non-slip TPE insert. | VP, low profile, hi-impact resin, toe clip attachable. | Comfort style pedals with non-slip TPE insert. | BMX high-impact resin pedals. | Comfort style platform pedal with non-slip TPE insert. | BMX high-impact resin pedals. | Comfort style platform pedal with non-slip TPE insert. | Junior high-impact resin pedals. | Junior high-impact resin pedals. |
| Brakeset | Tektro U-brake (rear) with Tektro linear pull lever. | Tektro U-brake (rear) with alloy linear pull lever. | Alloy linear pull type with alloy linear pull type levers. | Alloy linear pull type with alloy linear pull type levers. | Alloy linear pull type with full alloy, short reach levers. | Alloy linear pull type with full alloy, short reach levers. | Alloy direct pull rear with full alloy brake lever, and rear coaster brake. | Alloy direct pull rear with full alloy brake lever, and rear coaster brake. | Rear coaster brake. | Rear coaster brake. | Rear coaster brake. | Rear coaster brake. |
| Handlebar | BMX, 10" sweep, 195mm rise x 635mm. | BMX, 8" sweep, 150mm rise x 600mm. | ATB tapered, 6" sweep, 20mm rise x 580mm. | Comfort type, 6" sweep, 30mm rise x 580mm. | ATB tapered, 6" sweep, 20mm rise, 560mm. | Comfort type, 6" sweep, 30mm rise x 560mm. | BMX type, 8" sweep, 150mm rise x 580mm with safety pad and bell. | Hi-Rise bars with comfort back sweep, safety pad, bell and streamers. | BMX type, 8" sweep, 140mm rise x 560mm with safety pad and bell. | Hi-Rise bars with comfort back sweep, safety pad, bell and streamers. | BMX type, comfort sweep, 120mm rise x 460mm with safety pad and bell. | Hi-Rise bars with comfort back sweep, safety pad, bell and streamers. |
| Stem | BMX alloy threadless, 50mm. | BMX alloy threadless, 50mm. | ATB threadless, 10" rise x 60mm. | Alloy angle adjustable type with extra long quill. | Alloy angle adjustable type, threadless, 100mm. | Alloy angle adjustable type with extra long quill. | BMX alloy with front facing removable cap, 150mm quill. | Alloy with 4-bolt top-facing removable cap, 150mm quill. | BMX alloy with front facing removable cap, 150mm quill. | Alloy with 4-bolt top-facing removable cap, 150mm quill. | Alloy head with front facing removable cap, 130mm quill. | Alloy head with front facing removable cap, 130mm quill. |
| Grips | Flangeless Kraton. | Flangeless Kraton. | Kraton for Grip Shift. | Kraton for Grip Shift | Kraton for Grip Shift. | Kraton for Grip Shift. | Flangeless Kraton. | Flangeless Kraton. | Flangeless Kraton. | Flangeless Kraton. | Junior mushroom type. | Junior mushroom type. |
| Seatpost | Alloy microadjust, 29.2 x 300mm, with alloy clamp. | Alloy microadjust, 28.6 x 300mm, with alloy clamp. | Alloy microadjust, 27.2 x 300mm, with alloy clamp. | Chrome plated pillar, 27.2 x 300mm, with alloy clamp. | Alloy microadjust, 27.2 x 300mm, with alloy clamp. | Chrome plated pillar, 27.2 x 300mm, with alloy clamp. | CP pillar, 28.6 x 250mm. | CP pillar, 25.4 x 250mm. | CP pillar, 28.6 x 250mm. | CP pillar, 28.6 x 250mm. | CP pillar, 22.2 x 220mm. | CP pillar, 22.2 x 220mm. |
| Saddle | Jamis Jump with 8mm rails. | Jamis Jump with 8mm rails. | Jamis XC with SL top, steel rails, front and rear guards. | Jamis Comfort, super-soft brushed vinyl cover, single loop springs. | Jamis Jump with 8mm rails. | Jamis Comfort, super-soft brushed vinyl cover, single loop springs. | Jamis Jr BMX padded saddle. | Padded comfort type with single loop springs. | Jamis Jr BMX padded saddle. | Padded comfort type with CP single loop springs. | Hot Rod padded & sprung saddle. | Lil' Girls padded & sprung saddle. |
| Sizes | 10" | 10" | Boys: 13.5" | 13.5" | 10" | 10" | 10" | 10" | 8" | 8" | 8" | 8" |
| Colors | Ano Grey | Ano Red | Flame Red or Gloss Black | Pearl Magenta or Pearl Yellow | Ano Silver | Pearl Blue | Chromium or Gloss Black | Pearl Blue or Pearl Pink | Flame Red or Race Blue | Pearl Pink or Metallic Grape | Race Blue | Pearl Pink |
| Weight | 31.00 lbs | 32.00 lbs | 28.75 lbs | 27.25 lbs | 23.75 lbs | 24.75 lbs | 24.50 lbs | 24.50 lbs | 25.50 lbs | 25.50 lbs | 20.50 lbs | 20.25 lbs |

